

OPERATIONAL EFFECT AND WOMEN PEACEKEEPERS: ADDRESSING THE GENDER IMBALANCE
(as of 31 Jul 2019)

	Military Observers				Staff Officers				Military Observers and Staff Officers				May-19	Number of women needed to reach 16%
	Male	Female	Total	Percent female	Male	Female	Total	Percent female	Male	Female	Total	Percent female		
	1114	209	1323	15.8%	1766	281	2047	13.7%	2880	490	3370	14.5%		49
Jun-19	1105	200	1305	15.30%	1740	271	2011	13.50%	2845	471	3316	14.20%		60

Over 100 Military Observers and Staff Officers														
Ethiopia	86	20	106	18.9%	81	34	115	29.6%	167	54	221	24.4%	24.9%	0
Ghana	31	13	44	29.5%	62	14	76	18.4%	93	27	120	22.5%	24.1%	0
Pakistan	45	0	45	0.0%	66	25	91	27.5%	111	25	136	18.4%	17.8%	0
Bangladesh	38	2	40	5.0%	85	18	103	17.5%	123	20	143	14.0%	13.9%	3
India	33	5	38	13.2%	91	14	105	13.3%	124	19	143	13.3%	14.1%	4
Nepal	35	8	43	18.6%	97	8	105	7.6%	132	16	148	10.8%	12.1%	8
Egypt	55	0	55	0.0%	66	10	76	13.2%	121	10	131	7.6%	7.2%	11
Rwanda	33	3	36	8.3%	75	3	78	3.8%	108	6	114	5.3%	6.7%	12

50-99 Military Observers and Staff Officers														
Kenya	19	4	23	17.4%	35	12	47	25.5%	54	16	70	22.9%	24.3%	-5
Zambia	20	5	25	20.0%	23	4	27	14.8%	43	9	52	17.3%	16.3%	-1
d Republic of Tar	10	2	12	16.7%	39	8	47	17.0%	49	10	59	16.9%	16.9%	-1
China	28	3	31	9.7%	44	6	50	12.0%	72	9	81	11.1%	10.4%	4
Nigeria	21	5	26	19.2%	36	1	37	2.7%	57	6	63	9.5%	10.1%	4
Brazil	19	1	20	5.0%	37	3	40	7.5%	56	4	60	6.7%	6.8%	6
France	0	2	2	100.0%	56	1	57	1.8%	56	3	59	5.1%	5.8%	6
Indonesia	22	1	23	4.3%	41	2	43	4.7%	63	3	66	4.5%	3.0%	8

	Exceeding contribution target
	Contributing 0.1% or more women peacekeepers
	Not contributing women peacekeepers

25-49 Military Observers and Staff Officers															
Peru	11	6	17	35.3%	9	5	14	35.7%	20	11	31	35.5%	30.3%	0	
Sierra Leone	10	7	17	41.2%	20	6	26	23.1%	30	13	43	30.2%	31.0%	0	
Canada	8	0	8	0.0%	15	7	22	31.8%	23	7	30	23.3%	20.0%	0	
Australia	13	1	14	7.1%	15	7	22	31.8%	28	8	36	22.2%	16.7%	0	
United Kingdom	4	0	4	0.0%	19	6	25	24.0%	23	6	29	20.7%	17.2%	0	
Cambodia	7	5	12	41.7%	17	1	18	5.6%	24	6	30	20.0%	17.2%	0	
Morocco	4	2	6	33.3%	16	3	19	15.8%	20	5	25	20.0%	20.0%	0	
Republic of Korea	12	2	14	14.3%	9	3	12	25.0%	21	5	26	19.2%	13.0%	0	
Mongolia	9	6	15	40.0%	17	0	17	0.0%	26	6	32	18.8%	20.0%	0	
Sri Lanka	13	4	17	23.5%	13	2	15	13.3%	26	6	32	18.8%	16.1%	0	
South Africa	5	1	6	16.7%	19	4	23	17.4%	24	5	29	17.2%	14.3%	0	
Guatemala	7	4	11	36.4%	14	0	14	0.0%	21	4	25	16.0%	15.4%	0	
Netherlands	10	2	12	16.7%	11	2	13	15.4%	21	4	25	16.0%	14.8%	0	
Finland	11	4	15	26.7%	10	0	10	0.0%	21	4	25	16.0%	16.7%	0	
Bolivia	18	4	22	18.2%	4	0	4	0.0%	22	4	26	15.4%	15.4%	1	
Norway	11	1	12	8.3%	17	4	21	19.0%	28	5	33	15.2%	18.2%	1	
Jordan	10	4	14	28.6%	26	2	28	7.1%	36	6	42	14.3%	14.3%	1	
Bhutan	10	4	14	28.6%	14	0	14	0.0%	24	4	28	14.3%	16.0%	1	
Burundi	9	1	10	10.0%	15	3	18	16.7%	24	4	28	14.3%	16.0%	1	
Malaysia	12	2	14	14.3%	12	2	14	14.3%	24	4	28	14.3%	8.0%	1	
Chad	3	0	3	0.0%	21	4	25	16.0%	24	4	28	14.3%	4.5%	1	
Benin	8	1	9	11.1%	17	3	20	15.0%	25	4	29	13.8%	10.0%	1	
United States of	4	0	4	0.0%	23	3	26	11.5%	27	3	30	10.0%	10.0%	2	
Italy	3	1	4	25.0%	25	2	27	7.4%	28	3	31	9.7%	6.7%	2	
Uruguay	14	0	14	0.0%	17	3	20	15.0%	31	3	34	8.8%	12.9%	2	
															Exceeding contribution target
															Contributing 0.1% or more women peacekeepers
															Not contributing women peacekeepers

25-49 Military Observers and Staff Officers cont'														
Ukraine	11	1	12	8.3%	12	1	13	7.7%	23	2	25	8.0%	8.3%	2
Russian Federation	28	3	31	9.7%	7	0	7	0.0%	35	3	38	7.9%	8.3%	3
Sweden	14	1	15	6.7%	13	1	14	7.1%	27	2	29	6.9%	6.3%	3
Senegal	2	0	2	0.0%	38	2	40	5.0%	40	2	42	4.8%	5.0%	5
Ireland	15	1	16	6.3%	18	0	18	0.0%	33	1	34	2.9%	5.9%	4
Germany	13	0	13	0.0%	23	1	24	4.2%	36	1	37	2.7%	3.2%	5
Togo	10	1	11	9.1%	27	0	27	0.0%	37	1	38	2.6%	0.0%	5
Niger	9	0	9	0.0%	24	0	24	0.0%	33	0	33	0.0%	2.9%	5
Guinea	10	0	10	0.0%	18	0	18	0.0%	28	0	28	0.0%	0.0%	4

0-24 Military Observers and Staff Officers														
Albania	0	0	0	0.0%	0	2	2	100.0%	0	2	2	100.0%	100.0%	-2
Latvia	0	0	0	0.0%	0	1	1	100.0%	0	1	1	100.0%	100.0%	-1
Zimbabwe	6	8	14	57.1%	0	3	3	100.0%	6	11	17	64.7%	64.7%	-8
Philippines	6	5	11	45.5%	0	0	0	0.0%	6	5	11	45.5%	45.5%	-3
Poland	3	2	5	40.0%	0	0	0	0.0%	3	2	5	40.0%	40.0%	-1
Gambia	3	5	8	62.5%	7	1	8	12.5%	10	6	16	37.5%	25.0%	-3
Ecuador	3	3	6	50.0%	2	0	2	0.0%	5	3	8	37.5%	33.3%	-2
Czech Republic	7	2	9	22.2%	3	3	6	50.0%	10	5	15	33.3%	40.0%	-3
Uganda	1	2	3	66.7%	3	0	3	0.0%	4	2	6	33.3%	33.3%	-1
Dominican Republic	2	1	3	33.3%	0	0	0	0.0%	2	1	3	33.3%	33.3%	-1
Thailand	3	3	6	50.0%	6	1	7	14.3%	9	4	13	30.8%	30.8%	-2
Cameroon	5	1	6	16.7%	5	3	8	37.5%	10	4	14	28.6%	26.7%	-2
Hungary	6	2	8	25.0%	4	2	6	33.3%	10	4	14	28.6%	25.0%	-2
Kazakhstan	4	2	6	33.3%	1	0	1	0.0%	5	2	7	28.6%	37.5%	-1
Liberia	2	2	4	50.0%	9	2	11	18.2%	11	4	15	26.7%	21.4%	-2
New Zealand	9	2	11	18.2%	0	1	1	100.0%	9	3	12	25.0%	23.1%	-1
Japan	0	0	0	0.0%	3	1	4	25.0%	3	1	4	25.0%	33.3%	0
Gabon	1	0	1	0.0%	2	1	3	33.3%	3	1	4	25.0%	25.0%	0
Mali	3	1	4	25.0%	0	0	0	0.0%	3	1	4	25.0%	25.0%	0




	Exceeding contribution target
	Contributing 0.1% or more women peacekeepers
	Not contributing women peacekeepers

0-24 Military Observers and Staff Officers cont'

Cuba	3	1	4	25.0%	0	0	0	0.0%	3	1	4	25.0%	16.7%	0
Honduras	10	3	13	23.1%	0	0	0	0.0%	10	3	13	23.1%	23.1%	-1
Mexico	8	2	10	20.0%	3	1	4	25.0%	11	3	14	21.4%	23.1%	-1
Slovakia	2	0	2	0.0%	6	2	8	25.0%	8	2	10	20.0%	20.0%	0
nia and Herzegov	3	0	3	0.0%	1	1	2	50.0%	4	1	5	20.0%	20.0%	0
Estonia	2	1	3	33.3%	2	0	2	0.0%	4	1	5	20.0%	20.0%	0
Lithuania	1	0	1	0.0%	3	1	4	25.0%	4	1	5	20.0%	20.0%	0
Republic of Korea	12	2	14	14.3%	9	3	12	25.0%	21	5	26	19.2%	13.0%	-1
Croatia	13	3	16	18.8%	1	0	1	0.0%	14	3	17	17.6%	17.6%	0
Tunisia	4	0	4	0.0%	10	3	13	23.1%	14	3	17	17.6%	17.6%	0
Denmark	8	4	12	33.3%	12	0	12	0.0%	20	4	24	16.7%	17.4%	0
oldova, Republic	7	2	9	22.2%	3	0	3	0.0%	10	2	12	16.7%	18.2%	0
Namibia	5	0	5	0.0%	5	2	7	28.6%	10	2	12	16.7%	18.2%	0
Côte d'Ivoire	2	3	5	60.0%	14	0	14	0.0%	16	3	19	15.8%	10.5%	0
Fiji	5	0	5	0.0%	8	2	10	20.0%	13	2	15	13.3%	13.3%	0
Malawi	8	1	9	11.1%	7	1	8	12.5%	15	2	17	11.8%	11.1%	1
Argentina	6	0	6	0.0%	10	2	12	16.7%	16	2	18	11.1%	9.1%	1
Viet Nam	5	0	5	0.0%	4	1	5	20.0%	9	1	10	10.0%	0.0%	1
Chile	13	1	14	7.1%	0	0	0	0.0%	13	1	14	7.1%	7.1%	1
El Salvador	6	1	7	14.3%	9	0	9	0.0%	15	1	16	6.3%	6.7%	2
Switzerland	15	1	16	6.3%	6	0	6	0.0%	21	1	22	4.5%	4.5%	3
Romania	14	0	14	0.0%	9	1	10	10.0%	23	1	24	4.2%	7.7%	3
Mauritania	11	0	11	0.0%	13	0	13	0.0%	24	0	24	0.0%	0.0%	4
Austria	10	0	10	0.0%	13	0	13	0.0%	23	0	23	0.0%	0.0%	4
Burkina Faso	4	0	4	0.0%	17	0	17	0.0%	21	0	21	0.0%	0.0%	3
Spain	4	0	4	0.0%	14	0	14	0.0%	18	0	18	0.0%	0.0%	3
Congo	5	0	5	0.0%	11	0	11	0.0%	16	0	16	0.0%	0.0%	3
Paraguay	13	0	13	0.0%	3	0	3	0.0%	16	0	16	0.0%	0.0%	3
Serbia	4	0	4	0.0%	9	0	9	0.0%	13	0	13	0.0%	0.0%	2

	Exceeding contribution target
	Contributing 0.1% or more women peacekeepers
	Not contributing women peacekeepers

0-24 Military Observers and Staff Officers cont'														
Belgium	1	0	1	0.0%	5	0	5	0.0%	6	0	6	0.0%	0.0%	1
Kyrgyzstan	4	0	4	0.0%	0	0	0	0.0%	4	0	4	0.0%	0.0%	1
Turkey	2	0	2	0.0%	2	0	2	0.0%	4	0	4	0.0%	0.0%	1
Colombia	2	0	2	0.0%	1	0	1	0.0%	3	0	3	0.0%	0.0%	0
Slovenia	3	0	3	0.0%	0	0	0	0.0%	3	0	3	0.0%	0.0%	0
Armenia	0	0	0	0.0%	2	0	2	0.0%	2	0	2	0.0%	0.0%	0
Azerbaijan	2	0	2	0.0%	0	0	0	0.0%	2	0	2	0.0%	0.0%	0
Cyprus	0	0	0	0.0%	2	0	2	0.0%	2	0	2	0.0%	0.0%	0
Qatar	0	0	0	0.0%	2	0	2	0.0%	2	0	2	0.0%	0.0%	0
Yemen	0	0	0	0.0%	2	0	2	0.0%	2	0	2	0.0%	0.0%	0
Belarus	0	0	0	0.0%	1	0	1	0.0%	1	0	1	0.0%	0.0%	0
Greece	0	0	0	0.0%	1	0	1	0.0%	1	0	1	0.0%	0.0%	0
(Islamic Republic	1	0	1	0.0%	0	0	0	0.0%	1	0	1	0.0%	0.0%	0
Montenegro	1	0	1	0.0%	0	0	0	0.0%	1	0	1	0.0%	0.0%	0
Jugoslav Republic	0	0	0	0.0%	1	0	1	0.0%	1	0	1	0.0%	0.0%	0
Djibouti	1	0	1	0.0%	0	0	0	0.0%	1	0	1	0.0%	n/a	0

	Exceeding contribution target
	Contributing 0.1% or more women peacekeepers
	Not contributing women peacekeepers

Troops						
	Male	Female	Total	Percent female	Jun-19	Number of women needed to reach 5.25%
	70129	3260	73389	4.4%		593
Jun-19	70681	3141	73822	4.3%		735

Over 5,000 troops						
Ethiopia	6221	576	6797	8.5%	7.9%	0
Rwanda	5021	188	5209	3.6%	3.3%	85
Bangladesh	5576	64	5640	1.1%	1.2%	232
India	5810	48	5858	0.8%	0.8%	260

1000 - 4999 troops						
South Africa	961	148	1109	13.3%	13.2%	0
Ghana	2044	270	2314	11.7%	11.2%	0
United Republic of Tanzania	2036	156	2192	7.1%	7.1%	0
Italy	1014	40	1054	3.8%	3.8%	15
Nepal	4756	179	4935	3.6%	3.8%	80
Burkina Faso	1637	56	1693	3.3%	3.3%	33
Senegal	1316	40	1356	2.9%	2.9%	31
China	2367	70	2437	2.9%	2.2%	58
Indonesia	2447	70	2517	2.8%	2.7%	62
Chad	1383	22	1405	1.6%	1.6%	52
Morocco	2081	30	2111	1.4%	1.3%	81
Pakistan	4751	35	4786	0.7%	0.7%	216
Egypt	2195	0	2195	0.0%	0.0%	115

500-999 troops						
Uganda	538	87	625	13.9%	11.9%	0
Zambia	808	102	910	11.2%	11.2%	0
United Kingdom	489	52	541	9.6%	8.5%	0
France	602	56	658	8.5%	7.7%	0
Cambodia	684	60	744	8.1%	7.8%	0
Mongolia	780	67	847	7.9%	7.9%	0
Spain	571	47	618	7.6%	7.6%	0

	Exceeding contribution
	Contributing 0.1% or more women peacekeepers
	Not contributing women peacekeepers

500-999 troops cont'						
Uruguay	858	68	926	7.3%	6.9%	0
Ireland	543	37	580	6.4%	6.5%	0
Malawi	797	49	846	5.8%	5.8%	0
Cameroon	706	43	749	5.7%	5.7%	0
Republic of Korea	568	29	597	4.9%	4.0%	2
Malaysia	774	33	807	4.1%	4.3%	9
Togo	890	30	920	3.3%	3.3%	18
Guinea	832	16	848	1.9%	1.9%	29
Burundi	725	13	738	1.8%	3.6%	26
Sri Lanka	610	10	620	1.6%	1.1%	23
Niger	850	12	862	1.4%	1.4%	33

100-499 troops						
Sweden	197	36	233	15.5%	15.5%	0
Greece	127	23	150	15.3%	14.8%	0
Serbia	211	34	245	13.9%	13.8%	0
Gambia	406	44	450	9.8%	10.6%	0
Gabon	185	20	205	9.8%	9.8%	0
Peru	340	36	376	9.6%	9.8%	0
Fiji	166	17	183	9.3%	8.9%	0
Slovakia	214	20	234	8.5%	8.5%	0
Liberia	95	8	103	7.8%	7.7%	0
Argentina	216	17	233	7.3%	7.8%	0
El Salvador	246	19	265	7.2%	7.4%	0
Germany	440	31	471	6.6%	6.2%	0
Benin	235	15	250	6.0%	6.0%	0
Finland	181	9	190	4.7%	4.7%	1
Portugal	171	8	179	4.5%	5.0%	1
Austria	167	6	173	3.5%	3.5%	3
Guatemala	145	4	149	2.7%	2.7%	4
Côte d'Ivoire	146	3	149	2.0%	2.0%	5
Kazakhstan	121	1	122	0.8%	0.0%	5

	Exceeding contribution
	Contributing 0.1% or more women peacekeepers
	Not contributing women peacekeepers

100-499 troops cont'						
Mauritania	495	3	498	0.6%	0.4%	23
Brazil	219	1	220	0.5%	0.5%	11
Thailand	273	0	273	0.0%	0.0%	14
Ukraine	250	0	250	0.0%	0.0%	13

1-99 troops						
Netherlands	8	14	22	63.6%	14.1%	0
Belarus	2	2	4	50.0%	50.0%	0
Czech Republic	1	1	2	50.0%	50.0%	0
Nigeria	46	16	62	25.8%	25.8%	0
Kenya	59	16	75	21.3%	21.3%	0
Paraguay	10	2	12	16.7%	16.7%	0
Canada	77	15	92	16.3%	13.1%	0
Viet Nam	53	10	63	15.9%	15.9%	0
Norway	62	11	73	15.1%	12.8%	0
Belgium	30	5	35	14.3%	14.3%	0
Hungary	6	1	7	14.3%	20.0%	0
Slovenia	14	1	15	6.7%	6.7%	0
Armenia	30	2	32	6.3%	6.3%	0
Lithuania	31	1	32	3.1%	3.1%	1
Turkey	84	0	84	0.0%	0.0%	4
Tunisia	74	0	74	0.0%	0.0%	4
Jordan	52	0	52	0.0%	0.0%	3
Brunei Darussalam	29	0	29	0.0%	0.0%	2
Chile	12	0	12	0.0%	0.0%	1
Malta	11	0	11	0.0%	0.0%	1
Latvia	8	0	8	0.0%	0.0%	0
Estonia	2	0	2	0.0%	0.0%	0
Switzerland	2	0	2	0.0%	0.0%	0
The former Yugoslav Republic of Macedonia	2	0	2	0.0%	0.0%	0
Honduras	0	0	0	0.0%	0.0%	0

	Exceeding contribution target
	Contributing 0.1% or more women peacekeepers
	Not contributing women peacekeepers