

OPERATIONAL EFFECT AND WOMEN PEACEKEEPERS: ADDRESSING THE GENDER IMBALANCE

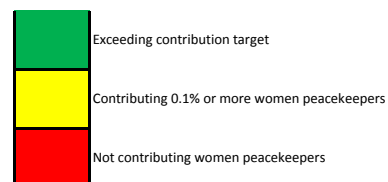
(as of 31 March 2019)

	Military Observers				Staff Officers				Military Observers and Staff Officers				Feb-19	Number of women needed to reach 16%
	Male	Female	Total	Percent female	Male	Female	Total	Percent female	Male	Female	Total	Percent female		
Total	1172	188	1360	13.8%	1756	260	2016	12.9%	2928	448	3376	13%	13%	92
	Feb-19				Feb-19				Feb-19					

Country	Over 100 Military Observers and Staff Officers				Over 100 Military Observers and Staff Officers				Over 100 Military Observers and Staff Officers				Feb-19	Number of women needed to reach 16%
	Male	Female	Total	Percent female	Male	Female	Total	Percent female	Male	Female	Total	Percent female		
Ethiopia	76	20	96	20.8%	85	32	117	27.4%	161	52	213	24%	26%	0
Ghana	34	13	47	27.7%	58	13	71	18.3%	92	26	118	22%	24%	0
Pakistan	44	0	44	0.0%	59	21	80	26.3%	103	21	124	17%	17%	0
Bangladesh	36	2	38	5.3%	80	16	96	16.7%	116	18	134	13%	8%	3
Nepal	35	5	40	12.5%	89	11	100	11.0%	124	16	140	11%	15%	6
India	40	2	42	4.8%	88	13	101	12.9%	128	15	143	10%	11%	8
Rwanda	39	4	43	9.3%	87	5	92	5.4%	126	9	135	7%	6%	13
Egypt	69	0	69	0.0%	62	8	70	11.4%	131	8	139	6%	5%	14

Country	50-99 Military Observers and Staff Officers				50-99 Military Observers and Staff Officers				50-99 Military Observers and Staff Officers				Feb-19	Number of women needed to reach 16%
	Male	Female	Total	Percent female	Male	Female	Total	Percent female	Male	Female	Total	Percent female		
Kenya	19	4	23	17.4%	32	11	43	25.6%	51	15	66	23%	18%	0
Zambia	24	3	27	11.1%	24	7	31	22.6%	48	10	58	17%	16%	0
Nigeria	24	6	30	20.0%	28	3	31	9.7%	52	9	61	15%	16%	1
United Republic of Tanzania	13	1	14	7.1%	40	8	48	16.7%	53	9	62	15%	17%	1
China	27	4	31	12.9%	41	4	45	8.9%	68	8	76	11%	11%	4
France	1	1	2	50.0%	52	0	52	0.0%	53	1	54	2%	2%	8
Indonesia	24	0	24	0.0%	41	1	42	2.4%	65	1	66	2%	2%	10

Country	25-49 Military Observers and Staff Officers				25-49 Military Observers and Staff Officers				25-49 Military Observers and Staff Officers				Feb-19	Number of women needed to reach 16%
	Male	Female	Total	Percent female	Male	Female	Total	Percent female	Male	Female	Total	Percent female		
Peru	15	6	21	28.6%	10	4	14	28.6%	25	10	35	29%	28%	0
Mongolia	9	6	15	40.0%	17	2	19	10.5%	26	8	34	24%	23%	0
Sierra Leone	7	5	12	41.7%	21	3	24	12.5%	28	8	36	22%	22%	0
Australia	11	2	13	15.4%	19	5	24	20.8%	30	7	37	19%	21%	0
South Africa	6	2	8	25.0%	17	3	20	15.0%	23	5	28	18%	19%	0
Sri Lanka	13	4	17	23.5%	15	2	17	11.8%	28	6	34	18%	18%	0
Netherlands	10	1	11	9.1%	14	4	18	22.2%	24	5	29	17%	18%	0
Canada	8	0	8	0.0%	17	5	22	22.7%	25	5	30	17%	13%	0
United Kingdom	4	0	4	0.0%	21	5	26	19.2%	25	5	30	17%	17%	0
Jordan	13	4	17	23.5%	26	3	29	10.3%	39	7	46	15%	16%	1
Bolivia	19	4	23	17.4%	4	0	4	0.0%	23	4	27	15%	11%	1
Burundi	10	1	11	9.1%	13	3	16	18.8%	23	4	27	15%	19%	1
Guatemala	8	4	12	33.3%	15	0	15	0.0%	23	4	27	15%	14%	1

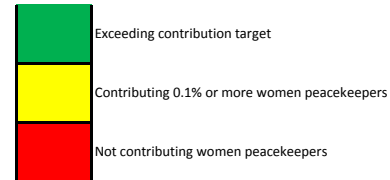


25-49 Military Observers and Staff Officers

Country	Male	Female	Total	Percent female	Male	Female	Total	Percent female	Male	Female	Total	Percent female	Feb-19	Number of women needed to reach 16%
United States of America	4	0	4	0.0%	27	5	32	15.6%	31	5	36	14%	14%	1
Uruguay	14	0	14	0.0%	15	4	19	21.1%	29	4	33	12%	11%	1
Morocco	4	0	4	0.0%	19	3	22	13.6%	23	3	26	12%	12%	1
Brazil	18	2	20	10.0%	22	3	25	12.0%	40	5	45	11%	14%	2
Russian Federation	30	4	34	11.8%	7	0	7	0.0%	37	4	41	10%	10%	3
Ireland	13	2	15	13.3%	17	1	18	5.6%	30	3	33	9%	9%	2
Sweden	14	1	15	6.7%	14	1	15	6.7%	28	2	30	7%	6%	3
Senegal	3	0	3	0.0%	38	2	40	5.0%	41	2	43	5%	5%	5
Austria	10	0	10	0.0%	14	1	15	6.7%	24	1	25	4%	4%	3
Cambodia	7	0	7	0.0%	17	1	18	5.6%	24	1	25	4%	18%	3
Chad	3	0	3	0.0%	23	1	24	4.2%	26	1	27	4%	4%	3
Malaysia	13	1	14	7.1%	14	0	14	0.0%	27	1	28	4%	3%	3
Argentina	16	0	16	0.0%	12	1	13	7.7%	28	1	29	3%	3%	4
Niger	10	0	10	0.0%	21	1	22	4.5%	31	1	32	3%	3%	4
Togo	10	1	11	9.1%	24	0	24	0.0%	34	1	35	3%	3%	5
Germany	13	0	13	0.0%	23	1	24	4.2%	36	1	37	3%	3%	5
Burkina Faso	6	0	6	0.0%	23	0	23	0.0%	29	0	29	0%	0%	5
Guinea	9	0	9	0.0%	18	0	18	0.0%	27	0	27	0%	0%	4
Mauritania	11	0	11	0.0%	14	0	14	0.0%	25	0	25	0%	0%	4

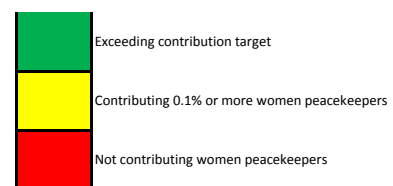
0-24 Military Observers and Staff Officers

Country	Male	Female	Total	Percent female	Male	Female	Total	Percent female	Male	Female	Total	Percent female	Feb-19	Number of women needed to reach 16%
Zimbabwe	6	6	12	50.0%	0	3	3	100.0%	6	9	15	60%	67%	0
Dominican Republic	1	1	2	50.0%	0	0	0	0.0%	1	1	2	50%	50%	0
Japan	0	0	0	0.0%	2	2	4	50.0%	2	2	4	50%	50%	0
Mali	1	1	2	50.0%	0	0	0	0.0%	1	2	3	33%	33%	0
Philippines	6	5	11	45.5%	0	0	0	0.0%	6	5	11	45%	33%	0
Uganda	1	2	3	66.7%	2	0	2	0.0%	3	2	5	40%	20%	0
Czech Republic	7	2	9	22.2%	3	4	7	57.1%	10	6	16	38%	40%	0
Ecuador	3	3	6	50.0%	2	0	2	0.0%	5	3	8	38%	33%	0
Poland	5	2	7	28.6%	0	0	0	0.0%	5	2	7	29%	29%	0
Cameroon	6	2	8	25.0%	6	2	8	25.0%	12	4	16	25%	25%	0
Denmark	8	5	13	38.5%	10	1	11	9.1%	18	6	24	25%	20%	0
Honduras	15	5	20	25.0%	0	0	0	0.0%	15	5	20	25%	29%	0
Thailand	4	3	7	42.9%	8	1	9	11.1%	12	4	16	25%	25%	0
Kazakhstan	6	2	8	25.0%	1	0	1	0.0%	7	2	9	22%	33%	0



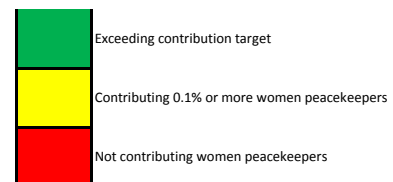
0-24 Military Observers and Staff Officers

Country	Male	Female	Total	Percent female	Male	Female	Total	Percent female	Male	Female	Total	Percent female	Feb-19	Number of women needed to reach 16%
Mexico	8	2	10	20.0%	3	1	4	25.0%	11	3	14	21%	26%	0
Hungary	7	2	9	22.2%	8	2	10	20.0%	15	4	19	21%	16%	0
Finland	10	5	15	33.3%	9	0	9	0.0%	19	5	24	21%	17%	0
Bosnia and Herzegovina	3	0	3	0.0%	1	1	2	50.0%	4	1	5	20%	20%	0
Estonia	2	1	3	33.3%	2	0	2	0.0%	4	1	5	20%	20%	0
Lithuania	1	0	1	0.0%	3	1	4	25.0%	4	1	5	20%	20%	0
Slovakia	2	0	2	0.0%	6	2	8	25.0%	8	2	10	20%	18%	0
Moldova, Republic of	6	2	8	25.0%	3	0	3	0.0%	9	2	11	18%	18%	0
Bhutan	8	4	12	33.3%	11	0	11	0.0%	19	4	23	17%	19%	0
Cuba	5	1	6	16.7%	0	0	0	0.0%	5	1	6	17%	17%	0
Gambia	3	1	4	25.0%	7	1	8	12.5%	10	2	12	17%	27%	0
Namibia	5	0	5	0.0%	5	2	7	28.6%	10	2	12	17%	15%	0
Republic of Korea	10	3	13	23.1%	10	1	11	9.1%	20	4	24	17%	13%	0
Romania	13	1	14	7.1%	6	2	8	25.0%	19	3	22	14%	17%	1
Tunisia	7	0	7	0.0%	13	3	16	18.8%	20	3	23	13%	9%	1
Côte d'Ivoire	2	2	4	50.0%	13	0	13	0.0%	15	2	17	12%	12%	1
Malawi	8	0	8	0.0%	7	2	9	22.2%	15	2	17	12%	13%	1
Croatia	15	2	17	11.8%	1	0	1	0.0%	16	2	18	11%	12%	1
Fiji	4	0	4	0.0%	12	2	14	14.3%	16	2	18	11%	21%	1
Liberia	1	0	1	0.0%	9	1	10	10.0%	10	1	11	9%	11%	1
New Zealand	10	1	11	9.1%	2	0	2	0.0%	12	1	13	8%	14%	1
Chile	13	1	14	7.1%	0	0	0	0.0%	13	1	14	7%	7%	1
El Salvador	7	1	8	12.5%	7	0	7	0.0%	14	1	15	7%	0%	1
Belgium	1	0	1	0.0%	15	1	16	6.3%	16	1	17	6%	17%	2
Spain	5	0	5	0.0%	14	1	15	6.7%	19	1	20	5%	5%	2
Ukraine	14	0	14	0.0%	5	1	6	16.7%	19	1	20	5%		2
Switzerland	16	1	17	5.9%	5	0	5	0.0%	21	1	22	5%	5%	3
Algeria	2	0	2	0.0%	0	0	0	0.0%	2	0	2	0%	0%	1
Armenia	0	0	0	0.0%	2	0	2	0.0%	2	0	2	0%	0%	1
Azerbaijan	2	0	2	0.0%	0	0	0	0.0%	2	0	2	0%	0%	1



0-24 Military Observers and Staff Officers

Country	Male	Female	Total	Percent female	Male	Female	Total	Percent female	Male	Female	Total	Percent female	Feb-19	Number of women needed to reach 16%
Congo	5	0	5	0.0%	11	0	11	0.0%	16	0	16	0%	0%	3
Cyprus	0	0	0	0.0%	2	0	2	0.0%	2	0	2	0%	0%	1
Djibouti	1	0	1	0.0%	0	0	0	0.0%	1	0	1	0%	0%	1
Greece	0	0	0	0.0%	1	0	1	0.0%	1	0	1	0%	0%	1
Iran (Islamic Republic of)	1	0	1	0.0%	0	0	0	0.0%	1	0	1	0%	0%	1
Kyrgyzstan	1	0	1	0.0%	0	0	0	0.0%	1	0	1	0%	0%	1
Latvia	0	0	0	0.0%	1	0	1	0.0%	1	0	1	0%	0%	1
Montenegro	1	0	1	0.0%	0	0	0	0.0%	1	0	1	0%	0%	1
Myanmar	1	0	1	0.0%	2	0	2	0.0%	3	0	3	0%	0%	1
Paraguay	13	0	13	0.0%	3	0	3	0.0%	16	0	16	0%	0%	3
Portugal	2	0	2	0.0%	7	0	7	0.0%	9	0	9	0%	10%	1
Serbia	4	0	4	0.0%	8	0	8	0.0%	12	0	12	0%	0%	2
Slovenia	3	0	3	0.0%	0	0	0	0.0%	3	0	3	0%	0%	1
The former Yugoslav Republic of Macedonia	0	0	0	0.0%	1	0	1	0.0%	1	0	1	0%	0%	1
Turkey	2	0	2	0.0%	2	0	2	0.0%	4	0	4	0%	0%	1
Viet Nam	5	0	5	0.0%	5	0	5	0.0%	10	0	10	0%	0%	2



Troops

	Male	Female	Total	Percent female	Number of women needed to reach 5.25%
Total	72894	3024	75918	4.0%	962
Feb-19				4.0%	

Over 5,000 troops

Country	Male	Female	Total	Percent female	Feb-19	Number of women needed to reach 5.25%
Ethiopia	6674	566	7240	7.8%	7.0%	0
Rwanda	5051	158	5209	3.0%	2.7%	115
Bangladesh	5762	68	5830	1.2%	1.1%	238
India	5848	20	5868	0.3%	0.3%	288

1000 - 4999 troops

Country	Male	Female	Total	Percent female	Feb-19	Number of women needed to reach 5.25%
South Africa	962	149	1111	13.4%	13.4%	0
Ghana	2065	253	2318	10.9%	11.6%	0
United Republic of Tanzania	2074	154	2228	6.9%	5.5%	0
Italy	998	39	1037	3.8%	2.4%	15
Nepal	4784	173	4957	3.5%	2.5%	87
Burkina Faso	1644	56	1700	3.3%	4.0%	33
China	2356	63	2419	2.6%	2.3%	64
Indonesia	2770	73	2843	2.6%	2.6%	76
Morocco	2090	26	2116	1.2%	0.1%	85
Chad	1410	14	1424	1.0%	0.0%	61
Pakistan	4979	17	4996	0.3%	0.4%	245
Egypt	2837	0	2837	0.0%	0.0%	149

500-999 troops

Country	Male	Female	Total	Percent female	Feb-19	Number of women needed to reach 5.25%
Uganda	467	63	530	11.9%	11.9%	0
Zambia	832	78	910	8.6%	7.3%	0
Cambodia	693	62	755	8.2%	6.4%	0
United Kingdom	528	47	575	8.2%	7.5%	0
Mongolia	781	67	848	7.9%	7.7%	0
France	606	51	657	7.8%	9.5%	0
Spain	573	44	617	7.1%	4.4%	0
Uruguay	856	59	915	6.4%	6.7%	0
Cameroon	700	47	747	6.3%	4.8%	0
Malawi	800	50	850	5.9%	6.4%	0
Ireland	578	32	610	5.2%	5.5%	0

	Exceeding contribution target
	Contributing 0.1% or more women
	Not contributing women peacekeepers

500-999 troops

Country	Male	Female	Total	Percent female	Feb-19	Number of women needed to reach 5.25%
Germany	490	25	515	4.9%	2.8%	2
Malaysia	779	35	814	4.3%	2.9%	8
Republic of Korea	570	25	595	4.2%	2.3%	6
Burundi	713	27	740	3.6%	1.1%	12
Togo	890	30	920	3.3%	4.1%	18
Guinea	834	16	850	1.9%	1.3%	29
Niger	850	12	862	1.4%	1.1%	33
Sri Lanka	617	6	623	1.0%	0.9%	27
Mauritania	741	3	744	0.4%	0.0%	36

100-499 troops

Country	Male	Female	Total	Percent female	Feb-19	Number of women needed to reach 5.25%
Nigeria	134	32	166	19.3%	11.7%	0
Greece	131	25	156	16.0%	18.7%	0
Serbia	206	37	243	15.2%	13.5%	0
Gambia	117	15	132	11.4%	13.4%	0
Canada	121	14	135	10.4%	10.3%	0
Gabon	406	44	450	9.8%	2.2%	0
Sweden	211	22	233	9.4%	10.1%	0
Fiji	370	36	406	8.9%	5.7%	0
Argentina	213	20	233	8.6%	7.9%	0
Slovakia	213	20	233	8.6%	9.4%	0
El Salvador	238	18	256	7.0%	8.4%	0
Liberia	98	7	105	6.7%	8.0%	0
Guatemala	140	9	149	6.0%	5.4%	0
Benin	235	15	250	6.0%	4.0%	0
Netherlands	215	10	225	4.4%	6.9%	2
Austria	168	7	175	4.0%	5.0%	2
Finland	176	5	181	2.8%	5.1%	5
Côte d'Ivoire	147	3	150	2.0%	2.0%	5
Brazil	219	1	220	0.5%	0.0%	11
Thailand	273	0	273	0.0%	0.0%	14
Ukraine	250	0	250	0.0%	0.0%	13
Peru	205	0	205	0.0%	0.0%	11
Kazakhstan	120	0	120	0.0%	0.0%	6

	Exceeding contribution target
	Contributing 0.1% or more women
	Not contributing women peacekeepers

1-99 troops

Country	Male	Female	Total	Percent female	Feb-19	Number of women needed to reach 5.25%
Belarus	2	2	4	50.0%	50.0%	0
Kenya	59	16	75	21.3%	14.1%	0
Hungary	4	1	5	20.0%	15.5%	0
Paraguay	10	2	12	16.7%	7.1%	0
Viet Nam	53	10	63	15.9%	15.9%	0
Slovenia	13	2	15	13.3%	0.0%	0
Belgium	51	5	56	8.9%	0.0%	0
Croatia	51	1	52	1.9%	1.9%	2
Turkey	78	0	78	0.0%	0.0%	4
Tunisia	75	0	75	0.0%	0.0%	4
Jordan	53	0	53	0.0%	0.0%	3
Lithuania	34	0	34	0.0%	0.0%	2
Armenia	32	0	32	0.0%	0.0%	2
Brunei Darussalam	29	0	29	0.0%	0.0%	2
Chile	12	0	12	0.0%	0.0%	1
Latvia	9	0	9	0.0%	0.0%	0
Norway	9	0	9	0.0%	0.0%	0
Czech Republic	2	0	2	0.0%	100.0%	0
Estonia	2	0	2	0.0%	6.7%	0
Malta	2	0	2	0.0%	0.0%	0
Switzerland	2	0	2	0.0%	0.0%	0
The former Yugoslav Republic of Macedonia	2	0	2	0.0%	0.0%	0

	Exceeding contribution target
	Contributing 0.1% or more women
	Not contributing women peacekeepers