







OPERATIONAL EFFECT AND WOMEN PEACEKEEPERS: ADDRESSING THE GENDER IMBALANCE

(as of 30 November 2018)




Country	Military Observers				Staff Officers				Military Observers and Staff Officers				
	Male	Female	Total	Per cent female	Male	Female	Total	Per cent female	Male	Female	Total	Per cent female	Number of women required to reach 15%
	1,178	177	1,355	13.1%	1,785	219	2,004	10.9%	2,963	396	3,359	11.8%	504
Dominican Republic	1	2	3	66.7%	0	0	0	0.0%	1	2	3	66.7%	0
Philippines	3	5	8	62.5%	0	0	0	0.0%	3	5	8	62.5%	1
Zimbabwe	3	5	8	62.5%	1	1	2	50.0%	4	6	10	60.0%	2
Czech Republic	6	3	9	33.3%	3	3	6	50.0%	9	6	15	40.0%	2
Ecuador	4	3	7	42.9%	2	0	2	0.0%	6	3	9	33.3%	1
Australia	10	2	12	16.7%	12	8	20	40.0%	22	10	32	31.3%	5
Poland	5	2	7	28.6%	0	0	0	0.0%	5	2	7	28.6%	1
Estonia	1	1	2	50.0%	2	0	2	0.0%	3	1	4	25.0%	1
Japan	0	0	0	0.0%	3	1	4	25.0%	3	1	4	25.0%	1
Mexico	9	3	12	25.0%	3	1	4	25.0%	12	4	16	25.0%	2
Mongolia	9	6	15	40.0%	15	2	17	11.8%	24	8	32	25.0%	5
South Africa	9	5	14	35.7%	17	3	20	15.0%	26	8	34	23.5%	5
Peru	16	4	20	20.0%	8	3	11	27.3%	24	7	31	22.6%	5
Romania	13	2	15	13.3%	6	3	9	33.3%	19	5	24	20.8%	4
Netherlands	11	1	12	8.3%	12	5	17	29.4%	23	6	29	20.7%	4
Cameroon	6	2	8	25.0%	6	1	7	14.3%	12	3	15	20.0%	2
Uganda	2	1	3	33.3%	2	0	2	0.0%	4	1	5	20.0%	1
Ghana	35	9	44	20.5%	62	15	77	19.5%	97	24	121	19.8%	18
Finland	14	4	18	22.2%	8	1	9	11.1%	22	5	27	18.5%	4
Moldova	6	2	8	25.0%	3	0	3	0.0%	9	2	11	18.2%	2
Norway	13	1	14	7.1%	14	5	19	26.3%	27	6	33	18.2%	5
Slovakia	2	0	2	0.0%	7	2	9	22.2%	9	2	11	18.2%	2
Ethiopia	73	26	99	26.3%	105	13	118	11.0%	178	39	217	18.0%	33
Malawi	7	1	8	12.5%	7	2	9	22.2%	14	3	17	17.6%	3
Nigeria	25	7	32	21.9%	27	4	31	12.9%	52	11	63	17.5%	9
Cambodia	8	3	11	27.3%	16	2	18	11.1%	24	5	29	17.2%	4
Sri Lanka	13	4	17	23.5%	16	2	18	11.1%	29	6	35	17.1%	5
United Republic of Tanzania	12	1	13	7.7%	37	9	46	19.6%	49	10	59	16.9%	9
Cuba	5	1	6	16.7%	0	0	0	0.0%	5	1	6	16.7%	1
Republic of Korea	9	4	13	30.8%	11	0	11	0.0%	20	4	24	16.7%	4
United Kingdom	4	0	4	0.0%	21	5	26	19.2%	25	5	30	16.7%	5
Nepal	33	8	41	19.5%	85	15	100	15.0%	118	23	141	16.3%	21
Kenya	21	2	23	8.7%	36	9	45	20.0%	57	11	68	16.2%	10
Zambia	24	1	25	4.0%	19	7	26	26.9%	43	8	51	15.7%	8
Gambia	3	1	4	25.0%	8	1	9	11.1%	11	2	13	15.4%	2
Fiji	2	0	2	0.0%	10	2	12	16.7%	12	2	14	14.3%	2
Honduras	12	2	14	14.3%	0	0	0	0.0%	12	2	14	14.3%	2
Hungary	7	2	9	22.2%	11	1	12	8.3%	18	3	21	14.3%	3
Brazil	18	3	21	14.3%	19	3	22	13.6%	37	6	43	14.0%	6

 Contributing 14% or more women peacekeepers
 Contributing 0.1% or more women peacekeepers
 Not contributing women peacekeepers

Country	Military Observers				Staff Officers				Military Observers and Staff Officers				
	Male	Female	Total	Per cent female	Male	Female	Total	Per cent female	Male	Female	Total	Per cent female	Number of women required to reach 15%
Denmark	8	3	11	27.3%	11	0	11	0.0%	19	3	22	13.6%	3
Tunisia	7	0	7	0.0%	12	3	15	20.0%	19	3	22	13.6%	3
Sierra Leone	8	3	11	27.3%	18	1	19	5.3%	26	4	30	13.3%	5
India	44	5	49	10.2%	85	14	99	14.1%	129	19	148	12.8%	22
United States of America	4	0	4	0.0%	37	6	43	14.0%	41	6	47	12.8%	7
Benin	8	3	11	27.3%	20	1	21	4.8%	28	4	32	12.5%	5
Thailand	5	2	7	28.6%	9	0	9	0.0%	14	2	16	12.5%	2
Burundi	9	1	10	10.0%	13	2	15	13.3%	22	3	25	12.0%	4
Bhutan	10	3	13	23.1%	13	0	13	0.0%	23	3	26	11.5%	4
Portugal	1	1	2	50.0%	7	0	7	0.0%	8	1	9	11.1%	1
Russian Federation	33	5	38	13.2%	7	0	7	0.0%	40	5	45	11.1%	7
Jordan	11	2	13	15.4%	30	3	33	9.1%	41	5	46	10.9%	7
Pakistan	47	0	47	0.0%	68	14	82	17.1%	115	14	129	10.9%	19
Guatemala	9	3	12	25.0%	16	0	16	0.0%	25	3	28	10.7%	4
Uruguay	15	0	15	0.0%	12	3	15	20.0%	27	3	30	10.0%	5
Viet Nam	5	0	5	0.0%	4	1	5	20.0%	9	1	10	10.0%	2
Ireland	11	2	13	15.4%	19	1	20	5.0%	30	3	33	9.1%	5
Sweden	15	1	16	6.3%	15	2	17	11.8%	30	3	33	9.1%	5
Bangladesh	35	0	35	0.0%	88	11	99	11.1%	123	11	134	8.2%	20
Canada	9	0	9	0.0%	15	2	17	11.8%	24	2	26	7.7%	4
China	26	4	30	13.3%	46	2	48	4.2%	72	6	78	7.7%	12
Morocco	4	0	4	0.0%	20	2	22	9.1%	24	2	26	7.7%	4
Bolivia	22	2	24	8.3%	4	0	4	0.0%	26	2	28	7.1%	4
Chile	13	1	14	7.1%	0	0	0	0.0%	13	1	14	7.1%	2
New Zealand	11	0	11	0.0%	2	1	3	33.3%	13	1	14	7.1%	2
Argentina	16	0	16	0.0%	12	2	14	14.3%	28	2	30	6.7%	5
Croatia	14	1	15	6.7%	1	0	1	0.0%	15	1	16	6.3%	2
Rwanda	38	3	41	7.3%	81	4	85	4.7%	119	7	126	5.6%	19
Togo	14	2	16	12.5%	24	0	24	0.0%	38	2	40	5.0%	6
Germany	15	0	15	0.0%	24	2	26	7.7%	39	2	41	4.9%	6
Malaysia	10	1	11	9.1%	12	0	12	0.0%	22	1	23	4.3%	3
Spain	5	0	5	0.0%	17	1	18	5.6%	22	1	23	4.3%	3
Austria	9	0	9	0.0%	14	1	15	6.7%	23	1	24	4.2%	4
Egypt	58	0	58	0.0%	62	5	67	7.5%	120	5	125	4.0%	19
Chad	3	0	3	0.0%	24	1	25	4.0%	27	1	28	3.6%	4
Niger	7	0	7	0.0%	21	1	22	4.5%	28	1	29	3.4%	4
Italy	4	0	4	0.0%	27	1	28	3.6%	31	1	32	3.1%	5
Indonesia	28	0	28	0.0%	44	2	46	4.3%	72	2	74	2.7%	11
Senegal	3	0	3	0.0%	36	1	37	2.7%	39	1	40	2.5%	6

 Contributing 14% or more women peacekeepers
 Contributing 0.1% or more women peacekeepers
 Not contributing women peacekeepers

Country	Military Observers				Staff Officers				Military Observers and Staff Officers				
	Male	Female	Total	Per cent female	Male	Female	Total	Per cent female	Male	Female	Total	Per cent female	Number of women required to reach 15%
Algeria	3	0	3	0.0%	0	0	0	0.0%	3	0	3	0.0%	0
Armenia	0	0	0	0.0%	2	0	2	0.0%	2	0	2	0.0%	0
Belarus	0	0	0	0.0%	1	0	1	0.0%	1	0	1	0.0%	0
Belgium	1	0	1	0.0%	7	0	7	0.0%	8	0	8	0.0%	1
Bosnia and Herzegovina	3	0	3	0.0%	2	0	2	0.0%	5	0	5	0.0%	1
Brunei Darussalam	0	0	0	0.0%	0	0	0	0.0%	0	0	0	0.0%	0
Burkina Faso	7	0	7	0.0%	22	0	22	0.0%	29	0	29	0.0%	4
Colombia	2	0	2	0.0%	1	0	1	0.0%	3	0	3	0.0%	0
Congo	5	0	5	0.0%	10	0	10	0.0%	15	0	15	0.0%	2
Côte d'Ivoire	2	0	2	0.0%	12	0	12	0.0%	14	0	14	0.0%	2
Cyprus	0	0	0	0.0%	2	0	2	0.0%	2	0	2	0.0%	0
Djibouti	1	0	1	0.0%	0	0	0	0.0%	1	0	1	0.0%	0
El Salvador	5	0	5	0.0%	6	0	6	0.0%	11	0	11	0.0%	2
France	2	0	2	0.0%	50	0	50	0.0%	52	0	52	0.0%	8
Gabon	0	0	0	0.0%	1	0	1	0.0%	1	0	1	0.0%	0
Greece	0	0	0	0.0%	1	0	1	0.0%	1	0	1	0.0%	0
Guinea	10	0	10	0.0%	19	0	19	0.0%	29	0	29	0.0%	4
Iran	3	0	3	0.0%	1	0	1	0.0%	4	0	4	0.0%	1
Kazakhstan	4	0	4	0.0%	0	0	0	0.0%	4	0	4	0.0%	1
Kyrgyzstan	2	0	2	0.0%	0	0	0	0.0%	2	0	2	0.0%	0
Latvia	0	0	0	0.0%	1	0	1	0.0%	1	0	1	0.0%	0
Liberia	1	0	1	0.0%	10	0	10	0.0%	11	0	11	0.0%	2
Lithuania	1	0	1	0.0%	4	0	4	0.0%	5	0	5	0.0%	1
Mali	1	0	1	0.0%	0	0	0	0.0%	1	0	1	0.0%	0
Malta	0	0	0	0.0%	0	0	0	0.0%	0	0	0	0.0%	0
Mauritania	9	0	9	0.0%	16	0	16	0.0%	25	0	25	0.0%	4
Montenegro	2	0	2	0.0%	0	0	0	0.0%	2	0	2	0.0%	0
Myanmar	1	0	1	0.0%	2	0	2	0.0%	3	0	3	0.0%	0
Namibia	8	0	8	0.0%	4	0	4	0.0%	12	0	12	0.0%	2
Papua New Guinea	2	0	2	0.0%	0	0	0	0.0%	2	0	2	0.0%	0
Paraguay	16	0	16	0.0%	3	0	3	0.0%	19	0	19	0.0%	3
Qatar	0	0	0	0.0%	2	0	2	0.0%	2	0	2	0.0%	0
Serbia	4	0	4	0.0%	8	0	8	0.0%	12	0	12	0.0%	2
Slovenia	3	0	3	0.0%	0	0	0	0.0%	3	0	3	0.0%	0
Switzerland	17	0	17	0.0%	6	0	6	0.0%	23	0	23	0.0%	3
The former Yugoslav Republic of Macedonia	0	0	0	0.0%	1	0	1	0.0%	1	0	1	0.0%	0
Turkey	2	0	2	0.0%	2	0	2	0.0%	4	0	4	0.0%	1
Ukraine	13	0	13	0.0%	5	0	5	0.0%	18	0	18	0.0%	3

 Contributing 14% or more women peacekeepers
 Contributing 0.1 % or more women peacekeepers
 Not contributing women peacekeepers