







OPERATIONAL EFFECT AND WOMEN PEACEKEEPERS: ADDRESSING THE GENDER IMBALANCE

(as of 31 October 2018)




Country	Military Observers				Staff Officers				Military Observers and Staff Officers				
	Male	Female	Total	Per cent female	Male	Female	Total	Per cent female	Male	Female	Total	Per cent female	Number of women required to reach 15%
	1,183	174	1,357	12.8%	1,783	223	2,006	11.1%	2,966	397	3,363	11.8%	504
Dominican Republic	1	2	3	66.7%	0	0	0	0.0%	1	2	3	66.7%	0
Zimbabwe	3	5	8	62.5%	1	1	2	50.0%	4	6	10	60.0%	2
Philippines	4	5	9	55.6%	0	0	0	0.0%	4	5	9	55.6%	1
Cambodia	9	3	12	25.0%	16	15	31	48.4%	25	18	43	41.9%	6
Czech Republic	6	2	8	25.0%	3	3	6	50.0%	9	5	14	35.7%	2
Australia	10	2	12	16.7%	14	7	21	33.3%	24	9	33	27.3%	5
South Africa	11	6	17	35.3%	16	3	19	15.8%	27	9	36	25.0%	5
Japan	0	0	0	0.0%	3	1	4	25.0%	3	1	4	25.0%	1
Mongolia	9	6	15	40.0%	16	2	18	11.1%	25	8	33	24.2%	5
Netherlands	10	2	12	16.7%	12	5	17	29.4%	22	7	29	24.1%	4
Peru	14	4	18	22.2%	8	2	10	20.0%	22	6	28	21.4%	4
Ghana	32	9	41	22.0%	61	16	77	20.8%	93	25	118	21.2%	18
Romania	13	2	15	13.3%	6	3	9	33.3%	19	5	24	20.8%	4
Cameroon	6	2	8	25.0%	6	1	7	14.3%	12	3	15	20.0%	2
Estonia	2	1	3	33.3%	2	0	2	0.0%	4	1	5	20.0%	1
Uganda	2	1	3	33.3%	2	0	2	0.0%	4	1	5	20.0%	1
Mexico	9	3	12	25.0%	4	0	4	0.0%	13	3	16	18.8%	2
Norway	13	1	14	7.1%	14	5	19	26.3%	27	6	33	18.2%	5
Moldova	6	2	8	25.0%	3	0	3	0.0%	9	2	11	18.2%	2
Slovakia	2	0	2	0.0%	7	2	9	22.2%	9	2	11	18.2%	2
Finland	14	4	18	22.2%	9	1	10	10.0%	23	5	28	17.9%	4
Nigeria	25	7	32	21.9%	26	4	30	13.3%	51	11	62	17.7%	9
Tanzania	12	1	13	7.7%	30	8	38	21.1%	42	9	51	17.6%	8
Malawi	7	1	8	12.5%	7	2	9	22.2%	14	3	17	17.6%	3
Ethiopia	74	25	99	25.3%	104	13	117	11.1%	178	38	216	17.6%	32
Sri Lanka	13	4	17	23.5%	17	2	19	10.5%	30	6	36	16.7%	5
Republic of Korea	9	4	13	30.8%	11	0	11	0.0%	20	4	24	16.7%	4
Cuba	5	1	6	16.7%	0	0	0	0.0%	5	1	6	16.7%	1
Poland	5	1	6	16.7%	0	0	0	0.0%	5	1	6	16.7%	1
Hungary	5	2	7	28.6%	11	1	12	8.3%	16	3	19	15.8%	3
Nepal	42	8	50	16.0%	87	15	102	14.7%	129	23	152	15.1%	23
Zambia	24	1	25	4.0%	18	6	24	25.0%	42	7	49	14.3%	7
Tunisia	6	0	6	0.0%	12	3	15	20.0%	18	3	21	14.3%	3
Gambia	4	1	5	20.0%	8	1	9	11.1%	12	2	14	14.3%	2
Honduras	12	2	14	14.3%	0	0	0	0.0%	12	2	14	14.3%	2
Ecuador	4	1	5	20.0%	2	0	2	0.0%	6	1	7	14.3%	1

 Contributing 14% or more women peacekeepers
 Contributing 0.1 % or more women peacekeepers
 Not contributing women peacekeepers

Country	Military Observers				Staff Officers				Military Observers and Staff Officers				
	Male	Female	Total	Per cent female	Male	Female	Total	Per cent female	Male	Female	Total	Per cent female	Number of women required to reach 15%
Russian Federation	32	6	38	15.8%	6	0	6	0.0%	38	6	44	13.6%	7
Kenya	20	2	22	9.1%	38	7	45	15.6%	58	9	67	13.4%	10
India	45	4	49	8.2%	91	17	108	15.7%	136	21	157	13.4%	24
United States of America	3	0	3	0.0%	37	6	43	14.0%	40	6	46	13.0%	7
Denmark	8	3	11	27.3%	12	0	12	0.0%	20	3	23	13.0%	3
United Kingdom	4	0	4	0.0%	23	4	27	14.8%	27	4	31	12.9%	5
Benin	8	3	11	27.3%	20	1	21	4.8%	28	4	32	12.5%	5
Thailand	5	2	7	28.6%	9	0	9	0.0%	14	2	16	12.5%	2
Viet Nam	3	0	3	0.0%	4	1	5	20.0%	7	1	8	12.5%	1
Bhutan	10	3	13	23.1%	12	0	12	0.0%	22	3	25	12.0%	4
Sierra Leone	7	3	10	30.0%	16	0	16	0.0%	23	3	26	11.5%	4
Brazil	20	2	22	9.1%	20	3	23	13.0%	40	5	45	11.1%	7
Portugal	1	1	2	50.0%	7	0	7	0.0%	8	1	9	11.1%	1
Guatemala	8	3	11	27.3%	17	0	17	0.0%	25	3	28	10.7%	4
Jordan	13	2	15	13.3%	30	3	33	9.1%	43	5	48	10.4%	7
Burundi	11	1	12	8.3%	16	2	18	11.1%	27	3	30	10.0%	5
Pakistan	51	0	51	0.0%	68	13	81	16.0%	119	13	132	9.8%	20
Sweden	15	1	16	6.3%	14	2	16	12.5%	29	3	32	9.4%	5
Ireland	13	2	15	13.3%	21	1	22	4.5%	34	3	37	8.1%	6
Togo	12	2	14	14.3%	23	1	24	4.2%	35	3	38	7.9%	6
Bangladesh	31	0	31	0.0%	86	10	96	10.4%	117	10	127	7.9%	19
Morocco	4	0	4	0.0%	20	2	22	9.1%	24	2	26	7.7%	4
New Zealand	10	0	10	0.0%	2	1	3	33.3%	12	1	13	7.7%	2
China	28	4	32	12.5%	47	2	49	4.1%	75	6	81	7.4%	12
Chile	13	1	14	7.1%	0	0	0	0.0%	13	1	14	7.1%	2
Côte d'Ivoire	2	0	2	0.0%	11	1	12	8.3%	13	1	14	7.1%	2
Bolivia	23	2	25	8.0%	4	0	4	0.0%	27	2	29	6.9%	4
Argentina	16	0	16	0.0%	12	2	14	14.3%	28	2	30	6.7%	5
Uruguay	15	0	15	0.0%	13	2	15	13.3%	28	2	30	6.7%	5
Croatia	13	1	14	7.1%	1	0	1	0.0%	14	1	15	6.7%	2
Rwanda	35	4	39	10.3%	79	4	83	4.8%	114	8	122	6.6%	18
Fiji	3	0	3	0.0%	13	1	14	7.1%	16	1	17	5.9%	3
Germany	13	0	13	0.0%	23	2	25	8.0%	36	2	38	5.3%	6
Austria	8	0	8	0.0%	14	1	15	6.7%	22	1	23	4.3%	3
Malaysia	11	1	12	8.3%	12	0	12	0.0%	23	1	24	4.2%	4
Egypt	60	0	60	0.0%	59	5	64	7.8%	119	5	124	4.0%	19
Canada	9	0	9	0.0%	16	1	17	5.9%	25	1	26	3.8%	4
Chad	3	0	3	0.0%	24	1	25	4.0%	27	1	28	3.6%	4
Niger	7	0	7	0.0%	20	1	21	4.8%	27	1	28	3.6%	4
Italy	4	0	4	0.0%	28	1	29	3.4%	32	1	33	3.0%	5
Indonesia	26	0	26	0.0%	42	2	44	4.5%	68	2	70	2.9%	11
Senegal	3	0	3	0.0%	36	1	37	2.7%	39	1	40	2.5%	6

 Contributing 14% or more women peacekeepers
 Contributing 0.1% or more women peacekeepers
 Not contributing women peacekeepers

Country	Military Observers				Staff Officers				Military Observers and Staff Officers				
	Male	Female	Total	Per cent female	Male	Female	Total	Per cent female	Male	Female	Total	Per cent female	Number of women required to reach 15%
France	2	0	2	0.0%	49	0	49	0.0%	51	0	51	0.0%	8
Burkina Faso	8	0	8	0.0%	21	0	21	0.0%	29	0	29	0.0%	4
Guinea	10	0	10	0.0%	19	0	19	0.0%	29	0	29	0.0%	4
Switzerland	17	0	17	0.0%	7	0	7	0.0%	24	0	24	0.0%	4
Mauritania	9	0	9	0.0%	13	0	13	0.0%	22	0	22	0.0%	3
Spain	5	0	5	0.0%	16	0	16	0.0%	21	0	21	0.0%	3
Ukraine	14	0	14	0.0%	6	0	6	0.0%	20	0	20	0.0%	3
Paraguay	16	0	16	0.0%	3	0	3	0.0%	19	0	19	0.0%	3
Liberia	1	0	1	0.0%	11	0	11	0.0%	12	0	12	0.0%	2
Namibia	7	0	7	0.0%	5	0	5	0.0%	12	0	12	0.0%	2
Serbia	4	0	4	0.0%	8	0	8	0.0%	12	0	12	0.0%	2
Congo	3	0	3	0.0%	8	0	8	0.0%	11	0	11	0.0%	2
El Salvador	5	0	5	0.0%	6	0	6	0.0%	11	0	11	0.0%	2
Belgium	1	0	1	0.0%	7	0	7	0.0%	8	0	8	0.0%	1
Lithuania	2	0	2	0.0%	4	0	4	0.0%	6	0	6	0.0%	1
Bosnia and Herzegovina	3	0	3	0.0%	2	0	2	0.0%	5	0	5	0.0%	1
Iran	3	0	3	0.0%	1	0	1	0.0%	4	0	4	0.0%	1
Kazakhstan	4	0	4	0.0%	0	0	0	0.0%	4	0	4	0.0%	1
Turkey	2	0	2	0.0%	2	0	2	0.0%	4	0	4	0.0%	1
Algeria	3	0	3	0.0%	0	0	0	0.0%	3	0	3	0.0%	0
Colombia	2	0	2	0.0%	1	0	1	0.0%	3	0	3	0.0%	0
Slovenia	3	0	3	0.0%	0	0	0	0.0%	3	0	3	0.0%	0
Armenia	0	0	0	0.0%	2	0	2	0.0%	2	0	2	0.0%	0
Cyprus	0	0	0	0.0%	2	0	2	0.0%	2	0	2	0.0%	0
Djibouti	2	0	2	0.0%	0	0	0	0.0%	2	0	2	0.0%	0
Kyrgyzstan	2	0	2	0.0%	0	0	0	0.0%	2	0	2	0.0%	0
Montenegro	2	0	2	0.0%	0	0	0	0.0%	2	0	2	0.0%	0
Myanmar	1	0	1	0.0%	1	0	1	0.0%	2	0	2	0.0%	0
Papua New Guinea	2	0	2	0.0%	0	0	0	0.0%	2	0	2	0.0%	0
Qatar	0	0	0	0.0%	2	0	2	0.0%	2	0	2	0.0%	0
Belarus	0	0	0	0.0%	1	0	1	0.0%	1	0	1	0.0%	0
Gabon	0	0	0	0.0%	1	0	1	0.0%	1	0	1	0.0%	0
Greece	0	0	0	0.0%	1	0	1	0.0%	1	0	1	0.0%	0
Latvia	0	0	0	0.0%	1	0	1	0.0%	1	0	1	0.0%	0
Mali	1	0	1	0.0%	0	0	0	0.0%	1	0	1	0.0%	0
The former Yugoslav Republic of Macedonia	0	0	0	0.0%	1	0	1	0.0%	1	0	1	0.0%	0
Brunei Darussalam	0	0	0	0.0%	0	0	0	0.0%	0	0	0	0.0%	0

 Contributing 14% or more women peacekeepers
 Contributing 0.1 % or more women peacekeepers
 Not contributing women peacekeepers