







OPERATIONAL EFFECT AND WOMEN PEACEKEEPERS: ADDRESSING THE GENDER IMBALANCE

(as of 30 September 2018)




Country	Military Observers				Staff Officers				Military Observers and Staff Officers				
	Male	Female	Total	Per cent female	Male	Female	Total	Per cent female	Male	Female	Total	Per cent female	Number of women required to reach 15%
	1,197	170	1,367	12.4%	1,821	208	2,029	10.3%	3,018	378	3,396	11.1%	509
Dominican Republic	1	2	3	66.7%	0	0	0		1	2	3	66.7%	0
Zimbabwe	5	5	10	50.0%	1	3	4	75.0%	6	8	14	57.1%	2
Philippines	5	5	10	50.0%	0	0	0		5	5	10	50.0%	2
Ecuador	3	2	5	40.0%	1	0	1	0.0%	4	2	6	33.3%	1
Japan	0	0	0		3	1	4	25.0%	3	1	4	25.0%	1
Mexico	9	3	12	25.0%	3	1	4	25.0%	12	4	16	25.0%	2
South Africa	11	6	17	35.3%	16	3	19	15.8%	27	9	36	25.0%	5
Czech Republic	7	2	9	22.2%	3	1	4	25.0%	10	3	13	23.1%	2
Mongolia	9	6	15	40.0%	18	2	20	10.0%	27	8	35	22.9%	5
Australia	11	2	13	15.4%	17	6	23	26.1%	28	8	36	22.2%	5
Moldova, Republic of	4	2	6	33.3%	3	0	3	0.0%	7	2	9	22.2%	1
Peru	14	4	18	22.2%	7	2	9	22.2%	21	6	27	22.2%	4
Romania	13	2	15	13.3%	6	3	9	33.3%	19	5	24	20.8%	4
Ghana	34	10	44	22.7%	65	16	81	19.8%	99	26	125	20.8%	19
Netherlands	11	2	13	15.4%	12	4	16	25.0%	23	6	29	20.7%	4
Estonia	2	1	3	33.3%	2	0	2	0.0%	4	1	5	20.0%	1
Uganda	2	1	3	33.3%	2	0	2	0.0%	4	1	5	20.0%	1
United States of America	3	0	3	0.0%	33	9	42	21.4%	36	9	45	20.0%	7
Cameroon	6	2	8	25.0%	7	1	8	12.5%	13	3	16	18.8%	2
Nigeria	24	7	31	22.6%	25	4	29	13.8%	49	11	60	18.3%	9
Slovakia	2	0	2	0.0%	7	2	9	22.2%	9	2	11	18.2%	2
Finland	14	4	18	22.2%	9	1	10	10.0%	23	5	28	17.9%	4
Malawi	7	1	8	12.5%	7	2	9	22.2%	14	3	17	17.6%	3
Norway	13	1	14	7.1%	15	5	20	25.0%	28	6	34	17.6%	5
Ethiopia	74	25	99	25.3%	104	13	117	11.1%	178	38	216	17.6%	32
Cambodia	10	3	13	23.1%	15	2	17	11.8%	25	5	30	16.7%	5
Cuba	5	1	6	16.7%	0	0	0		5	1	6	16.7%	1
Republic of Korea	9	4	13	30.8%	11	0	11	0.0%	20	4	24	16.7%	4
Sri Lanka	13	4	17	23.5%	17	2	19	10.5%	30	6	36	16.7%	5
United Republic of Tanzania	12	1	13	7.7%	35	8	43	18.6%	47	9	56	16.1%	8
Sierra Leone	6	4	10	40.0%	15	0	15	0.0%	21	4	25	16.0%	4
New Zealand	10	0	10	0.0%	1	2	3	66.7%	11	2	13	15.4%	2
Zambia	24	1	25	4.0%	17	6	23	26.1%	41	7	48	14.6%	7
Honduras	12	2	14	14.3%	0	0	0		12	2	14	14.3%	2
Tunisia	6	0	6	0.0%	12	3	15	20.0%	18	3	21	14.3%	3
Nepal	40	8	48	16.7%	94	14	108	13.0%	134	22	156	14.1%	23

 Contributing 14% or more women peacekeepers
 Contributing 0.1 % or more women peacekeepers
 Not contributing women peacekeepers

Country	Military Observers				Staff Officers				Military Observers and Staff Officers				
	Male	Female	Total	Per cent female	Male	Female	Total	Per cent female	Male	Female	Total	Per cent female	Number of women required to reach 15%
India	44	4	48	8.3%	86	17	103	16.5%	130	21	151	13.9%	23
Benin	6	3	9	33.3%	19	1	20	5.0%	25	4	29	13.8%	4
Fiji	2	0	2	0.0%	11	2	13	15.4%	13	2	15	13.3%	2
Kenya	21	2	23	8.7%	39	7	46	15.2%	60	9	69	13.0%	10
Viet Nam	3	0	3	0.0%	4	1	5	20.0%	7	1	8	12.5%	1
Thailand	5	2	7	28.6%	10	0	10	0.0%	15	2	17	11.8%	3
Russian Federation	33	5	38	13.2%	5	0	5	0.0%	38	5	43	11.6%	6
Brazil	21	2	23	8.7%	19	3	22	13.6%	40	5	45	11.1%	7
Guatemala	8	3	11	27.3%	16	0	16	0.0%	24	3	27	11.1%	4
Sweden	15	1	16	6.3%	11	2	13	15.4%	26	3	29	10.3%	4
United Kingdom	4	0	4	0.0%	22	3	25	12.0%	26	3	29	10.3%	4
Portugal	1	1	2	50.0%	8	0	8	0.0%	9	1	10	10.0%	2
Jordan	13	2	15	13.3%	33	3	36	8.3%	46	5	51	9.8%	8
Burundi	12	1	13	7.7%	19	2	21	9.5%	31	3	34	8.8%	5
Bangladesh	34	0	34	0.0%	91	12	103	11.7%	125	12	137	8.8%	21
Denmark	9	2	11	18.2%	12	0	12	0.0%	21	2	23	8.7%	3
Pakistan	51	0	51	0.0%	78	12	90	13.3%	129	12	141	8.5%	21
Belgium	1	0	1	0.0%	10	1	11	9.1%	11	1	12	8.3%	2
Bolivia	20	2	22	9.1%	2	0	2	0.0%	22	2	24	8.3%	4
Morocco	4	0	4	0.0%	20	2	22	9.1%	24	2	26	7.7%	4
Togo	11	2	13	15.4%	26	1	27	3.7%	37	3	40	7.5%	6
Bhutan	12	2	14	14.3%	13	0	13	0.0%	25	2	27	7.4%	4
Chile	13	1	14	7.1%	0	0	0		13	1	14	7.1%	2
Côte d'Ivoire	2	0	2	0.0%	11	1	12	8.3%	13	1	14	7.1%	2
Gambia	4	1	5	20.0%	9	0	9	0.0%	13	1	14	7.1%	2
Argentina	15	0	15	0.0%	12	2	14	14.3%	27	2	29	6.9%	4
Rwanda	35	4	39	10.3%	79	4	83	4.8%	114	8	122	6.6%	18
Croatia	14	1	15	6.7%	1	0	1	0.0%	15	1	16	6.3%	2
Hungary	4	0	4	0.0%	11	1	12	8.3%	15	1	16	6.3%	2
Ireland	14	2	16	12.5%	22	0	22	0.0%	36	2	38	5.3%	6
Germany	16	0	16	0.0%	27	2	29	6.9%	43	2	45	4.4%	7
Malaysia	10	1	11	9.1%	14	0	14	0.0%	24	1	25	4.0%	4
Ukraine	16	1	17	5.9%	8	0	8	0.0%	24	1	25	4.0%	4
Austria	11	0	11	0.0%	14	1	15	6.7%	25	1	26	3.8%	4
Canada	9	0	9	0.0%	16	1	17	5.9%	25	1	26	3.8%	4
Niger	7	0	7	0.0%	18	1	19	5.3%	25	1	26	3.8%	4
Uruguay	14	0	14	0.0%	12	1	13	7.7%	26	1	27	3.7%	4
Chad	3	0	3	0.0%	24	1	25	4.0%	27	1	28	3.6%	4
Italy	4	0	4	0.0%	27	1	28	3.6%	31	1	32	3.1%	5
Egypt	68	0	68	0.0%	64	4	68	5.9%	132	4	136	2.9%	20
Indonesia	26	0	26	0.0%	41	2	43	4.7%	67	2	69	2.9%	10
Senegal	3	0	3	0.0%	35	1	36	2.8%	38	1	39	2.6%	6
China	28	2	30	6.7%	50	0	50	0.0%	78	2	80	2.5%	12

 Contributing 14% or more women peacekeepers
 Contributing 0.1 % or more women peacekeepers
 Not contributing women peacekeepers

Country	Military Observers				Staff Officers				Military Observers and Staff Officers				
	Male	Female	Total	Per cent female	Male	Female	Total	Per cent female	Male	Female	Total	Per cent female	Number of women required to reach 15%
Algeria	3	0	3	0.0%	0	0	0		3	0	3	0.0%	0
Armenia	0	0	0		2	0	2	0.0%	2	0	2	0.0%	0
Belarus	0	0	0		1	0	1	0.0%	1	0	1	0.0%	0
Bosnia and Herzegovina	3	0	3	0.0%	2	0	2	0.0%	5	0	5	0.0%	1
Brunei Darussalam	0	0	0		0	0	0		0	0	0		0
Burkina Faso	6	0	6	0.0%	23	0	23	0.0%	29	0	29	0.0%	4
Colombia	2	0	2	0.0%	1	0	1	0.0%	3	0	3	0.0%	0
Congo	2	0	2	0.0%	10	0	10	0.0%	12	0	12	0.0%	2
Cyprus	0	0	0		2	0	2	0.0%	2	0	2	0.0%	0
Djibouti	2	0	2	0.0%	0	0	0		2	0	2	0.0%	0
El Salvador	6	0	6	0.0%	4	0	4	0.0%	10	0	10	0.0%	2
France	2	0	2	0.0%	49	0	49	0.0%	51	0	51	0.0%	8
Gabon	0	0	0		1	0	1	0.0%	1	0	1	0.0%	0
Greece	0	0	0		1	0	1	0.0%	1	0	1	0.0%	0
Guinea	10	0	10	0.0%	18	0	18	0.0%	28	0	28	0.0%	4
Iran	3	0	3	0.0%	1	0	1	0.0%	4	0	4	0.0%	1
Kazakhstan	5	0	5	0.0%	0	0	0		5	0	5	0.0%	1
Kyrgyzstan	2	0	2	0.0%	0	0	0		2	0	2	0.0%	0
Latvia	0	0	0		1	0	1		1	0	1	0.0%	0
Liberia	1	0	1	0.0%	10	0	10	0.0%	11	0	11	0.0%	2
Lithuania	1	0	1	0.0%	4	0	4	0.0%	5	0	5	0.0%	1
Mali	1	0	1	0.0%	0	0	0		1	0	1	0.0%	0
Mauritania	11	0	11	0.0%	15	0	15	0.0%	26	0	26	0.0%	4
Montenegro	2	0	2	0.0%	0	0	0		2	0	2	0.0%	0
Myanmar	1	0	1	0.0%	1	0	1	0.0%	2	0	2	0.0%	0
Namibia	6	0	6	0.0%	4	0	4	0.0%	10	0	10	0.0%	2
Papua New Guinea	2	0	2	0.0%	0	0	0		2	0	2	0.0%	0
Paraguay	13	0	13	0.0%	2	0	2	0.0%	15	0	15	0.0%	2
Poland	6	0	6	0.0%	0	0	0		6	0	6	0.0%	1
Qatar	0	0	0		2	0	2	0.0%	2	0	2	0.0%	0
Serbia	3	0	3	0.0%	8	0	8	0.0%	11	0	11	0.0%	2
Slovenia	3	0	3	0.0%	0	0	0		3	0	3	0.0%	0
Spain	5	0	5	0.0%	16	0	16	0.0%	21	0	21	0.0%	3
Switzerland	17	0	17	0.0%	7	0	7	0.0%	24	0	24	0.0%	4
The former Yugoslav Republic of Macedonia	0	0	0		2	0	2	0.0%	2	0	2	0.0%	0
Turkey	2	0	2	0.0%	2	0	2	0.0%	4	0	4	0.0%	1

 Contributing 14% or more women peacekeepers
 Contributing 0.1 % or more women peacekeepers
 Not contributing women peacekeepers