







# OPERATIONAL EFFECT AND WOMEN PEACEKEEPERS: ADDRESSING THE GENDER IMBALANCE

(as of 31 August 2018)




Country	Military Observers				Staff Officers				Military Observers and Staff Officers				
	Male	Female	Total	Per cent female	Male	Female	Total	Per cent female	Male	Female	Total	Per cent female	Number of women required to reach 15%
	1,197	166	1,363	12.2%	1,822	208	2,030	10.2%	3,019	374	3,393	11.0%	509
Dominican Republic	1	2	3	66.7%	0	0	0	0.0%	1	2	3	66.7%	0
Philippines	5	5	10	50.0%	0	0	0	0.0%	5	5	10	50.0%	2
Zimbabwe	6	5	11	45.5%	2	3	5	60.0%	8	8	16	50.0%	2
Peru	14	5	19	26.3%	5	3	8	37.5%	19	8	27	29.6%	4
Ecuador	3	2	5	40.0%	2	0	2	0.0%	5	2	7	28.6%	1
Japan	0	0	0	0.0%	3	1	4	25.0%	3	1	4	25.0%	1
Thailand	5	5	10	50.0%	10	0	10	0.0%	15	5	20	25.0%	3
Australia	11	2	13	15.4%	14	6	20	30.0%	25	8	33	24.2%	5
Czech Republic	7	2	9	22.2%	3	1	4	25.0%	10	3	13	23.1%	2
Moldova, Republic of	5	2	7	28.6%	2	0	2	0.0%	7	2	9	22.2%	1
South Africa	12	6	18	33.3%	16	2	18	11.1%	28	8	36	22.2%	5
Malawi	4	1	5	20.0%	7	2	9	22.2%	11	3	14	21.4%	2
Mexico	9	3	12	25.0%	2	0	2	0.0%	11	3	14	21.4%	2
Netherlands	10	2	12	16.7%	12	4	16	25.0%	22	6	28	21.4%	4
Romania	13	2	15	13.3%	6	3	9	33.3%	19	5	24	20.8%	4
Zambia	22	3	25	12.0%	17	7	24	29.2%	39	10	49	20.4%	7
Ghana	35	10	45	22.2%	64	15	79	19.0%	99	25	124	20.2%	19
Cuba	4	1	5	20.0%	0	0	0	0.0%	4	1	5	20.0%	1
Estonia	2	1	3	33.3%	2	0	2	0.0%	4	1	5	20.0%	1
United States of America	3	0	3	0.0%	34	9	43	20.9%	37	9	46	19.6%	7
Cameroon	5	2	7	28.6%	8	1	9	11.1%	13	3	16	18.8%	2
Nigeria	24	8	32	25.0%	28	4	32	12.5%	52	12	64	18.8%	10
Finland	14	4	18	22.2%	9	1	10	10.0%	23	5	28	17.9%	4
Ethiopia	74	25	99	25.3%	104	13	117	11.1%	178	38	216	17.6%	32
Cambodia	7	2	9	22.2%	13	2	15	13.3%	20	4	24	16.7%	4
Poland	5	1	6	16.7%	0	0	0	0.0%	5	1	6	16.7%	1
Portugal	1	1	2	50.0%	4	0	4	0.0%	5	1	6	16.7%	1
Sri Lanka	13	4	17	23.5%	17	2	19	10.5%	30	6	36	16.7%	5
Republic of Korea	10	4	14	28.6%	11	0	11	0.0%	21	4	25	16.0%	4
Mongolia	9	3	12	25.0%	18	2	20	10.0%	27	5	32	15.6%	5
New Zealand	10	0	10	0.0%	1	2	3	66.7%	11	2	13	15.4%	2
United Republic of Tanzania	13	1	14	7.1%	37	8	45	17.8%	50	9	59	15.3%	9
Tunisia	4	0	4	0.0%	13	3	16	18.8%	17	3	20	15.0%	3
Benin	4	3	7	42.9%	19	1	20	5.0%	23	4	27	14.8%	4
India	39	4	43	9.3%	83	17	100	17.0%	122	21	143	14.7%	21
Honduras	12	2	14	14.3%	0	0	0	0.0%	12	2	14	14.3%	2

 Contributing 14% or more women peacekeepers  
 Contributing 0.1 % or more women peacekeepers  
 Not contributing women peacekeepers

Country	Military Observers				Staff Officers				Military Observers and Staff Officers				
	Male	Female	Total	Per cent female	Male	Female	Total	Per cent female	Male	Female	Total	Per cent female	Number of women required to reach 15%
Nepal	38	8	46	17.4%	86	12	98	12.2%	124	20	144	13.9%	22
Argentina	15	0	15	0.0%	10	4	14	28.6%	25	4	29	13.8%	4
Fiji	3	0	3	0.0%	10	2	12	16.7%	13	2	15	13.3%	2
Slovakia	2	0	2	0.0%	11	2	13	15.4%	13	2	15	13.3%	2
United Kingdom	4	0	4	0.0%	23	4	27	14.8%	27	4	31	12.9%	5
Kenya	22	2	24	8.3%	40	7	47	14.9%	62	9	71	12.7%	11
Norway	13	0	13	0.0%	15	4	19	21.1%	28	4	32	12.5%	5
Sierra Leone	7	2	9	22.2%	15	1	16	6.3%	22	3	25	12.0%	4
Russian Federation	32	5	37	13.5%	5	0	5	0.0%	37	5	42	11.9%	6
Brazil	19	2	21	9.5%	20	3	23	13.0%	39	5	44	11.4%	7
Sweden	16	1	17	5.9%	10	2	12	16.7%	26	3	29	10.3%	4
Viet Nam	5	0	5	0.0%	4	1	5	20.0%	9	1	10	10.0%	2
Jordan	13	2	15	13.3%	37	3	40	7.5%	50	5	55	9.1%	8
Bangladesh	33	0	33	0.0%	92	12	104	11.5%	125	12	137	8.8%	21
Morocco	3	0	3	0.0%	18	2	20	10.0%	21	2	23	8.7%	3
Belgium	1	0	1	0.0%	10	1	11	9.1%	11	1	12	8.3%	2
Bolivia	21	2	23	8.7%	1	0	1	0.0%	22	2	24	8.3%	4
Pakistan	53	0	53	0.0%	80	12	92	13.0%	133	12	145	8.3%	22
Burundi	13	1	14	7.1%	21	2	23	8.7%	34	3	37	8.1%	6
Ireland	14	2	16	12.5%	21	1	22	4.5%	35	3	38	7.9%	6
Bhutan	12	2	14	14.3%	13	0	13	0.0%	25	2	27	7.4%	4
Togo	11	2	13	15.4%	27	1	28	3.6%	38	3	41	7.3%	6
Chile	13	1	14	7.1%	0	0	0	0.0%	13	1	14	7.1%	2
Côte d'Ivoire	2	0	2	0.0%	11	1	12	8.3%	13	1	14	7.1%	2
Croatia	15	1	16	6.3%	1	0	1	0.0%	16	1	17	5.9%	3
Rwanda	41	4	45	8.9%	89	4	93	4.3%	130	8	138	5.8%	21
Canada	8	0	8	0.0%	12	1	13	7.7%	20	1	21	4.8%	3
Denmark	10	1	11	9.1%	11	0	11	0.0%	21	1	22	4.5%	3
Germany	16	0	16	0.0%	26	2	28	7.1%	42	2	44	4.5%	7
Switzerland	15	0	15	0.0%	6	1	7	14.3%	21	1	22	4.5%	3
Austria	9	0	9	0.0%	14	1	15	6.7%	23	1	24	4.2%	4
Malaysia	9	1	10	10.0%	14	0	14	0.0%	23	1	24	4.2%	4
Uruguay	13	0	13	0.0%	10	1	11	9.1%	23	1	24	4.2%	4
Guatemala	9	1	10	10.0%	15	0	15	0.0%	24	1	25	4.0%	4
Niger	6	0	6	0.0%	18	1	19	5.3%	24	1	25	4.0%	4
Ukraine	18	1	19	5.3%	6	0	6	0.0%	24	1	25	4.0%	4
Chad	3	0	3	0.0%	24	1	25	4.0%	27	1	28	3.6%	4
Italy	4	0	4	0.0%	26	1	27	3.7%	30	1	31	3.2%	5
Egypt	68	0	68	0.0%	65	4	69	5.8%	133	4	137	2.9%	21
Senegal	3	0	3	0.0%	36	1	37	2.7%	39	1	40	2.5%	6
China	29	2	31	6.5%	50	0	50	0.0%	79	2	81	2.5%	12
Indonesia	27	0	27	0.0%	45	1	46	2.2%	72	1	73	1.4%	11

 Contributing 14% or more women peacekeepers  
 Contributing 0.1% or more women peacekeepers  
 Not contributing women peacekeepers

Country	Military Observers				Staff Officers				Military Observers and Staff Officers				
	Male	Female	Total	Per cent female	Male	Female	Total	Per cent female	Male	Female	Total	Per cent female	Number of women required to reach 15%
Algeria	3	0	3	0.0%	0	0	0	0.0%	3	0	3	0.0%	0
Armenia	0	0	0	0.0%	2	0	2	0.0%	2	0	2	0.0%	0
Belarus	0	0	0	0.0%	1	0	1	0.0%	1	0	1	0.0%	0
Bosnia and Herzegovina	3	0	3	0.0%	2	0	2	0.0%	5	0	5	0.0%	1
Brunei Darussalam	0	0	0	0.0%	0	0	0	0.0%	0	0	0	0.0%	0
Burkina Faso	8	0	8	0.0%	28	0	28	0.0%	36	0	36	0.0%	5
Colombia	2	0	2	0.0%	1	0	1	0.0%	3	0	3	0.0%	0
Congo	3	0	3	0.0%	11	0	11	0.0%	14	0	14	0.0%	2
Cyprus	0	0	0	0.0%	2	0	2	0.0%	2	0	2	0.0%	0
Djibouti	2	0	2	0.0%	0	0	0	0.0%	2	0	2	0.0%	0
El Salvador	6	0	6	0.0%	4	0	4	0.0%	10	0	10	0.0%	2
France	2	0	2	0.0%	47	0	47	0.0%	49	0	49	0.0%	7
Gabon	0	0	0	0.0%	1	0	1	0.0%	1	0	1	0.0%	0
Gambia	5	0	5	0.0%	9	0	9	0.0%	14	0	14	0.0%	2
Greece	0	0	0	0.0%	1	0	1	0.0%	1	0	1	0.0%	0
Guinea	10	0	10	0.0%	18	0	18	0.0%	28	0	28	0.0%	4
Hungary	7	0	7	0.0%	12	0	12	0.0%	19	0	19	0.0%	3
Iran	3	0	3	0.0%	1	0	1	0.0%	4	0	4	0.0%	1
Kazakhstan	5	0	5	0.0%	0	0	0	0.0%	5	0	5	0.0%	1
Kyrgyzstan	3	0	3	0.0%	0	0	0	0.0%	3	0	3	0.0%	0
Latvia	0	0	0	0.0%	1	0	1	0.0%	1	0	1	0.0%	0
Liberia	1	0	1	0.0%	10	0	10	0.0%	11	0	11	0.0%	2
Lithuania	1	0	1	0.0%	4	0	4	0.0%	5	0	5	0.0%	1
Mali	1	0	1	0.0%	0	0	0	0.0%	1	0	1	0.0%	0
Mauritania	7	0	7	0.0%	15	0	15	0.0%	22	0	22	0.0%	3
Montenegro	2	0	2	0.0%	0	0	0	0.0%	2	0	2	0.0%	0
Myanmar	1	0	1	0.0%	0	0	0	0.0%	1	0	1	0.0%	0
Namibia	6	0	6	0.0%	3	0	3	0.0%	9	0	9	0.0%	1
Papua New Guinea	3	0	3	0.0%	1	0	1	0.0%	4	0	4	0.0%	1
Paraguay	15	0	15	0.0%	2	0	2	0.0%	17	0	17	0.0%	3
Qatar	0	0	0	0.0%	2	0	2	0.0%	2	0	2	0.0%	0
Serbia	3	0	3	0.0%	9	0	9	0.0%	12	0	12	0.0%	2
Slovenia	3	0	3	0.0%	0	0	0	0.0%	3	0	3	0.0%	0
Spain	5	0	5	0.0%	16	0	16	0.0%	21	0	21	0.0%	3
The former Yugoslav Republic of Macedonia	0	0	0	0.0%	1	0	1	0.0%	1	0	1	0.0%	0
Turkey	2	0	2	0.0%	2	0	2	0.0%	4	0	4	0.0%	1
Uganda	2	0	2	0.0%	2	0	2	0.0%	4	0	4	0.0%	1

 Contributing 14% or more women peacekeepers  
 Contributing 0.1 % or more women peacekeepers  
 Not contributing women peacekeepers