




OPERATIONAL EFFECT AND WOMEN PEACEKEEPERS: ADDRESSING THE GENDER IMBALANCE

(as of 30 June 2018)




	Military Observers				Staff Officers				Military Observers and Staff Officers				
	Male	Female	Total	Per cent female	Male	Female	Total	Per cent female	Male	Female	Total	Per cent female	Number of women required to reach 15%
	1,216	149	1,365	10.9%	1,818	205	2,023	10.1%	3,034	354	3,388	10.4%	508
Dominican Republic	2	3	5	60.0%	0	0	0	0.0%	2	3	5	60.0%	1
Philippines	5	5	10	50.0%	0	0	0	0.0%	5	5	10	50.0%	2
Zimbabwe	7	5	12	41.7%	2	3	5	60.0%	9	8	17	47.1%	3
Peru	12	5	17	29.4%	6	3	9	33.3%	18	8	26	30.8%	4
Ecuador	5	3	8	37.5%	2	0	2	0.0%	7	3	10	30.0%	2
Cameroon	5	2	7	28.6%	8	3	11	27.3%	13	5	18	27.8%	3
South Africa	9	6	15	40.0%	17	3	20	15.0%	26	9	35	25.7%	5
Uganda	2	0	2	0.0%	1	1	2	50.0%	3	1	4	25.0%	1
Turkey	2	0	2	0.0%	1	1	2	50.0%	3	1	4	25.0%	1
Thailand	5	5	10	50.0%	10	0	10	0.0%	15	5	20	25.0%	3
Japan	0	0	0	0.0%	3	1	4	25.0%	3	1	4	25.0%	1
Australia	11	2	13	15.4%	14	5	19	26.3%	25	7	32	21.9%	5
Malawi	5	1	6	16.7%	6	2	8	25.0%	11	3	14	21.4%	2
Mexico	8	3	11	27.3%	3	0	3	0.0%	11	3	14	21.4%	2
United States of America	3	0	3	0.0%	33	9	42	21.4%	36	9	45	20.0%	7
Estonia	2	1	3	33.3%	2	0	2	0.0%	4	1	5	20.0%	1
Moldova, Republic of	6	2	8	25.0%	2	0	2	0.0%	8	2	10	20.0%	2
Cuba	4	1	5	20.0%	0	0	0	0.0%	4	1	5	20.0%	1
Ghana	33	8	41	19.5%	61	15	76	19.7%	94	23	117	19.7%	18
Ethiopia	68	25	93	26.9%	97	12	109	11.0%	165	37	202	18.3%	30
Nigeria	24	6	30	20.0%	29	5	34	14.7%	53	11	64	17.2%	10
Zambia	22	2	24	8.3%	18	6	24	25.0%	40	8	48	16.7%	7
Portugal	2	1	3	33.3%	3	0	3	0.0%	5	1	6	16.7%	1
Romania	13	2	15	13.3%	7	2	9	22.2%	20	4	24	16.7%	4
Sri Lanka	14	4	18	22.2%	17	2	19	10.5%	31	6	37	16.2%	6
Mongolia	8	3	11	27.3%	18	2	20	10.0%	26	5	31	16.1%	5
Czech Republic	8	1	9	11.1%	3	1	4	25.0%	11	2	13	15.4%	2
New Zealand	10	0	10	0.0%	1	2	3	66.7%	11	2	13	15.4%	2
India	43	5	48	10.4%	81	17	98	17.3%	124	22	146	15.1%	22
Cambodia	7	2	9	22.2%	16	2	18	11.1%	23	4	27	14.8%	4
Belgium	1	0	1	0.0%	11	2	13	15.4%	12	2	14	14.3%	2
Honduras	12	2	14	14.3%	0	0	0	0.0%	12	2	14	14.3%	2

■ Contributing 14% or more women peacekeepers
■ Contributing 0.1 % or more women peacekeepers
■ Not contributing women peacekeepers

	Military Observers				Staff Officers				Military Observers and Staff Officers				
	Male	Female	Total	Per cent female	Male	Female	Total	Per cent female	Male	Female	Total	Per cent female	Number of women required to reach 15%
Benin	4	1	5	20.0%	15	2	17	11.8%	19	3	22	13.6%	3
Canada	9	0	9	0.0%	10	3	13	23.1%	19	3	22	13.6%	3
United Republic of Tanzania	10	1	11	9.1%	36	6	42	14.3%	46	7	53	13.2%	8
Netherlands	12	1	13	7.7%	15	3	18	16.7%	27	4	31	12.9%	5
Namibia	9	0	9	0.0%	5	2	7	28.6%	14	2	16	12.5%	2
Viet Nam	3	0	3	0.0%	4	1	5	20.0%	7	1	8	12.5%	1
Kenya	23	2	25	8.0%	41	7	48	14.6%	64	9	73	12.3%	11
United Kingdom	4	0	4	0.0%	25	4	29	13.8%	29	4	33	12.1%	5
Argentina	19	0	19	0.0%	10	4	14	28.6%	29	4	33	12.1%	5
Republic of Korea	11	3	14	21.4%	11	0	11	0.0%	22	3	25	12.0%	4
Norway	13	0	13	0.0%	17	4	21	19.0%	30	4	34	11.8%	5
Brazil	19	2	21	9.5%	21	3	24	12.5%	40	5	45	11.1%	7
Russian Federation	36	5	41	12.2%	5	0	5	0.0%	41	5	46	10.9%	7
Morocco	2	0	2	0.0%	15	2	17	11.8%	17	2	19	10.5%	3
Fiji	4	0	4	0.0%	13	2	15	13.3%	17	2	19	10.5%	3
Chile	17	2	19	10.5%	0	0	0	0.0%	17	2	19	10.5%	3
Sweden	17	1	18	5.6%	9	2	11	18.2%	26	3	29	10.3%	4
Ireland	14	1	15	6.7%	23	3	26	11.5%	37	4	41	9.8%	6
Jordan	11	2	13	15.4%	36	3	39	7.7%	47	5	52	9.6%	8
Tunisia	7	0	7	0.0%	12	2	14	14.3%	19	2	21	9.5%	3
Nepal	46	6	52	11.5%	92	8	100	8.0%	138	14	152	9.2%	23
Denmark	9	2	11	18.2%	11	0	11	0.0%	20	2	22	9.1%	3
Bolivia	20	2	22	9.1%	2	0	2	0.0%	22	2	24	8.3%	4
Bangladesh	36	0	36	0.0%	89	11	100	11.0%	125	11	136	8.1%	20
Sierra Leone	7	1	8	12.5%	16	1	17	5.9%	23	2	25	8.0%	4
Côte d'Ivoire	2	0	2	0.0%	10	1	11	9.1%	12	1	13	7.7%	2
Togo	10	2	12	16.7%	27	1	28	3.6%	37	3	40	7.5%	6
Burundi	16	1	17	5.9%	21	2	23	8.7%	37	3	40	7.5%	6
Chad	3	0	3	0.0%	22	2	24	8.3%	25	2	27	7.4%	4
Finland	15	2	17	11.8%	11	0	11	0.0%	26	2	28	7.1%	4
Pakistan	50	0	50	0.0%	86	9	95	9.5%	136	9	145	6.2%	22
Rwanda	38	4	42	9.5%	88	4	92	4.3%	126	8	134	6.0%	20
Croatia	15	1	16	6.3%	1	0	1	0.0%	16	1	17	5.9%	3
Germany	15	0	15	0.0%	25	2	27	7.4%	40	2	42	4.8%	6
Uruguay	12	0	12	0.0%	9	1	10	10.0%	21	1	22	4.5%	3
Austria	9	0	9	0.0%	13	1	14	7.1%	22	1	23	4.3%	3
Malaysia	8	1	9	11.1%	15	0	15	0.0%	23	1	24	4.2%	4
Ukraine	17	1	18	5.6%	6	0	6	0.0%	23	1	24	4.2%	4
Italy	2	0	2	0.0%	23	1	24	4.2%	25	1	26	3.8%	4
Switzerland	18	0	18	0.0%	7	1	8	12.5%	25	1	26	3.8%	4
Bhutan	12	1	13	7.7%	14	0	14	0.0%	26	1	27	3.7%	4
Indonesia	27	0	27	0.0%	41	2	43	4.7%	68	2	70	2.9%	11
Egypt	71	0	71	0.0%	67	4	71	5.6%	138	4	142	2.8%	21
Senegal	2	0	2	0.0%	34	1	35	2.9%	36	1	37	2.7%	6
China	30	2	32	6.3%	51	0	51	0.0%	81	2	83	2.4%	12
France	2	0	2	0.0%	47	1	48	2.1%	49	1	50	2.0%	8

 Contributing 14% or more women peacekeepers
 Contributing 0.1 % or more women peacekeepers
 Not contributing women peacekeepers

	Military Observers				Staff Officers				Military Observers and Staff Officers				
	Male	Female	Total	Per cent female	Male	Female	Total	Per cent female	Male	Female	Total	Per cent female	Number of women required to reach 15%
Burkina Faso	10	0	10	0.0%	28	0	28	0.0%	38	0	38	0.0%	6
Niger	8	0	8	0.0%	19	0	19	0.0%	27	0	27	0.0%	4
Guinea	9	0	9	0.0%	18	0	18	0.0%	27	0	27	0.0%	4
Mauritania	7	0	7	0.0%	16	0	16	0.0%	23	0	23	0.0%	3
Spain	2	0	2	0.0%	15	0	15	0.0%	17	0	17	0.0%	3
Gabon	0	0	0	0.0%	1	0	1	0.0%	1	0	1	0.0%	0
Serbia	3	0	3	0.0%	9	0	9	0.0%	12	0	12	0.0%	2
Gambia	4	0	4	0.0%	8	0	8	0.0%	12	0	12	0.0%	2
El Salvador	5	0	5	0.0%	3	0	3	0.0%	8	0	8	0.0%	1
Greece	0	0	0	0.0%	1	0	1	0.0%	1	0	1	0.0%	0
Guatemala	9	0	9	0.0%	14	0	14	0.0%	23	0	23	0.0%	3
Slovakia	2	0	2	0.0%	9	0	9	0.0%	11	0	11	0.0%	2
Hungary	8	0	8	0.0%	12	0	12	0.0%	20	0	20	0.0%	3
Liberia	0	0	0	0.0%	9	0	9	0.0%	9	0	9	0.0%	1
Lithuania	1	0	1	0.0%	4	0	4	0.0%	5	0	5	0.0%	1
Armenia	0	0	0	0.0%	2	0	2	0.0%	2	0	2	0.0%	0
Paraguay	16	0	16	0.0%	2	0	2	0.0%	18	0	18	0.0%	3
Brunei Darussalam	0	0	0	0.0%	0	0	0	0.0%	0	0	0	0.0%	0
Slovenia	3	0	3	0.0%	0	0	0	0.0%	3	0	3	0.0%	0
Congo	3	0	3	0.0%	11	0	11	0.0%	14	0	14	0.0%	2
Latvia	0	0	0	0.0%	1	0	1	0.0%	1	0	1	0.0%	0
Belarus	0	0	0	0.0%	1	0	1	0.0%	1	0	1	0.0%	0
Bosnia and Herzegovina	3	0	3	0.0%	2	0	2	0.0%	5	0	5	0.0%	1
Kazakhstan	5	0	5	0.0%	0	0	0	0.0%	5	0	5	0.0%	1
Kyrgyzstan	3	0	3	0.0%	2	0	2	0.0%	5	0	5	0.0%	1
Poland	5	0	5	0.0%	0	0	0	0.0%	5	0	5	0.0%	1
Iran	3	0	3	0.0%	1	0	1	0.0%	4	0	4	0.0%	1
Papua New Guinea	3	0	3	0.0%	1	0	1	0.0%	4	0	4	0.0%	1
Algeria	3	0	3	0.0%	0	0	0	0.0%	3	0	3	0.0%	0
Colombia	2	0	2	0.0%	1	0	1	0.0%	3	0	3	0.0%	0
Cyprus	0	0	0	0.0%	2	0	2	0.0%	2	0	2	0.0%	0
Djibouti	2	0	2	0.0%	0	0	0	0.0%	2	0	2	0.0%	0
Montenegro	2	0	2	0.0%	0	0	0	0.0%	2	0	2	0.0%	0
Qatar	0	0	0	0.0%	2	0	2	0.0%	2	0	2	0.0%	0
Mali	1	0	1	0.0%	0	0	0	0.0%	1	0	1	0.0%	0
Myanmar	1	0	1	0.0%	0	0	0	0.0%	1	0	1	0.0%	0
The former Yugoslav Republic of Macedonia	0	0	0	0.0%	1	0	1	0.0%	1	0	1	0.0%	0
Yemen	1	0	1	0.0%	0	0	0	0.0%	1	0	1	0.0%	0

 Contributing 14% or more women peacekeepers
 Contributing 0.1 % or more women peacekeepers
 Not contributing women peacekeepers