







OPERATIONAL EFFECT AND WOMEN PEACEKEEPERS: ADDRESSING THE GENDER IMBALANCE

(as of 31 May 2018)




	Military Observers				Staff Officers				Military Observers and Staff Officers				
	Male	Female	Total	Per cent female	Male	Female	Total	Per cent female	Male	Female	Total	Per cent female	Number of women required to reach 15%
	1,213	149	1,362	10.9%	1,794	194	1,988	9.8%	3,007	343	3,350	10.2%	503
Dominican Republic	2	3	5	60.0%	0	0	0	0.0%	2	3	5	60.0%	1
Philippines	5	5	10	50.0%	0	0	0	0.0%	5	5	10	50.0%	2
Zimbabwe	6	5	11	45.5%	2	3	5	60.0%	8	8	16	50.0%	2
Ecuador	4	3	7	42.9%	2	0	2	0.0%	6	3	9	33.3%	1
Peru	13	4	17	23.5%	6	3	9	33.3%	19	7	26	26.9%	4
Cameroon	4	2	6	33.3%	8	2	10	20.0%	12	4	16	25.0%	2
Moldova	5	2	7	28.6%	1	0	1	0.0%	6	2	8	25.0%	1
Thailand	5	5	10	50.0%	10	0	10	0.0%	15	5	20	25.0%	3
Turkey	2	0	2	0.0%	1	1	2	50.0%	3	1	4	25.0%	1
Uganda	2	0	2	0.0%	1	1	2	50.0%	3	1	4	25.0%	1
Viet Nam	3	0	3	0.0%	0	1	1	100.0%	3	1	4	25.0%	1
South Africa	8	6	14	42.9%	19	2	21	9.5%	27	8	35	22.9%	5
Australia	9	3	12	25.0%	15	4	19	21.1%	24	7	31	22.6%	5
Cuba	4	1	5	20.0%	0	0	0	0.0%	4	1	5	20.0%	1
Denmark	7	3	10	30.0%	9	1	10	10.0%	16	4	20	20.0%	3
Estonia	2	1	3	33.3%	2	0	2	0.0%	4	1	5	20.0%	1
Mexico	9	3	12	25.0%	3	0	3	0.0%	12	3	15	20.0%	2
United States of America	3	0	3	0.0%	33	9	42	21.4%	36	9	45	20.0%	7
Ghana	32	8	40	20.0%	61	14	75	18.7%	93	22	115	19.1%	17
Zambia	16	2	18	11.1%	19	6	25	24.0%	35	8	43	18.6%	6
Ethiopia	69	25	94	26.6%	99	13	112	11.6%	168	38	206	18.4%	31
Nigeria	23	7	30	23.3%	27	4	31	12.9%	50	11	61	18.0%	9
Mongolia	10	4	14	28.6%	18	2	20	10.0%	28	6	34	17.6%	5
Sri Lanka	14	4	18	22.2%	16	2	18	11.1%	30	6	36	16.7%	5
India	40	6	46	13.0%	78	17	95	17.9%	118	23	141	16.3%	21
Canada	7	0	7	0.0%	9	3	12	25.0%	16	3	19	15.8%	3
Belgium	2	0	2	0.0%	9	2	11	18.2%	11	2	13	15.4%	2
Malawi	6	0	6	0.0%	6	2	8	25.0%	12	2	14	14.3%	2
New Zealand	11	0	11	0.0%	1	2	3	66.7%	12	2	14	14.3%	2
Portugal	2	1	3	33.3%	4	0	4	0.0%	6	1	7	14.3%	1
Romania	19	2	21	9.5%	5	2	7	28.6%	24	4	28	14.3%	4
Tanzania	10	0	10	0.0%	33	7	40	17.5%	43	7	50	14.0%	8

 Contributing 14% or more women peacekeepers
 Contributing 0.1 % or more women peacekeepers
 Not contributing women peacekeepers

Honduras	13	2	15	13.3%	0	0	0	0.0%	13	2	15	13.3%	2
Namibia	8	0	8	0.0%	5	2	7	28.6%	13	2	15	13.3%	2
Tunisia	4	0	4	0.0%	9	2	11	18.2%	13	2	15	13.3%	2
Netherlands	13	1	14	7.1%	14	3	17	17.6%	27	4	31	12.9%	5
Sweden	19	2	21	9.5%	10	2	12	16.7%	29	4	33	12.1%	5
Argentina	21	0	21	0.0%	10	4	14	28.6%	31	4	35	11.4%	5
United Kingdom	4	0	4	0.0%	27	4	31	12.9%	31	4	35	11.4%	5
Kenya	24	2	26	7.7%	41	6	47	12.8%	65	8	73	11.0%	11
Russian Federation	36	5	41	12.2%	6	0	6	0.0%	42	5	47	10.6%	7
Fiji	4	0	4	0.0%	14	2	16	12.5%	18	2	20	10.0%	3
Benin	2	0	2	0.0%	17	2	19	10.5%	19	2	21	9.5%	3
Bolivia	18	2	20	10.0%	1	0	1	0.0%	19	2	21	9.5%	3
Chile	17	2	19	10.5%	2	0	2	0.0%	19	2	21	9.5%	3
Spain	4	2	6	33.3%	15	0	15	0.0%	19	2	21	9.5%	3
Nepal	48	6	54	11.1%	92	8	100	8.0%	140	14	154	9.1%	23
Brazil	21	1	22	4.5%	20	3	23	13.0%	41	4	45	8.9%	7
Czech Republic	8	1	9	11.1%	3	0	3	0.0%	11	1	12	8.3%	2
Republic of Korea	13	1	14	7.1%	10	1	11	9.1%	23	2	25	8.0%	4
Sierra Leone	7	1	8	12.5%	16	1	17	5.9%	23	2	25	8.0%	4
Bangladesh	35	0	35	0.0%	85	10	95	10.5%	120	10	130	7.7%	20
Burundi	15	1	16	6.3%	21	2	23	8.7%	36	3	39	7.7%	6
Côte d'Ivoire	2	0	2	0.0%	10	1	11	9.1%	12	1	13	7.7%	2
Togo	10	2	12	16.7%	26	1	27	3.7%	36	3	39	7.7%	6
Ireland	14	1	15	6.7%	23	2	25	8.0%	37	3	40	7.5%	6
Cambodia	6	0	6	0.0%	19	2	21	9.5%	25	2	27	7.4%	4
Chad	3	0	3	0.0%	22	2	24	8.3%	25	2	27	7.4%	4
Finland	15	2	17	11.8%	13	0	13	0.0%	28	2	30	6.7%	5
Norway	12	0	12	0.0%	17	2	19	10.5%	29	2	31	6.5%	5
Croatia	15	1	16	6.3%	1	0	1	0.0%	16	1	17	5.9%	3
Jordan	14	0	14	0.0%	34	3	37	8.1%	48	3	51	5.9%	8
Pakistan	48	0	48	0.0%	81	8	89	9.0%	129	8	137	5.8%	21
Rwanda	33	3	36	8.3%	86	4	90	4.4%	119	7	126	5.6%	19
Hungary	8	1	9	11.1%	11	0	11	0.0%	19	1	20	5.0%	3
Morocco	5	0	5	0.0%	14	1	15	6.7%	19	1	20	5.0%	3
Ukraine	15	1	16	6.3%	5	0	5	0.0%	20	1	21	4.8%	3
Germany	16	0	16	0.0%	26	2	28	7.1%	42	2	44	4.5%	7
Austria	9	0	9	0.0%	13	1	14	7.1%	22	1	23	4.3%	3
Bhutan	12	1	13	7.7%	11	0	11	0.0%	23	1	24	4.2%	4
Italy	2	0	2	0.0%	21	1	22	4.5%	23	1	24	4.2%	4
France	2	0	2	0.0%	48	2	50	4.0%	50	2	52	3.8%	8
Switzerland	18	0	18	0.0%	7	1	8	12.5%	25	1	26	3.8%	4
Malaysia	9	1	10	10.0%	17	0	17	0.0%	26	1	27	3.7%	4
Egypt	66	0	66	0.0%	74	4	78	5.1%	140	4	144	2.8%	22
Indonesia	33	0	33	0.0%	42	2	44	4.5%	75	2	77	2.6%	12
China	30	2	32	6.3%	46	0	46	0.0%	76	2	78	2.6%	12

 Contributing 14% or more women peacekeepers
 Contributing 0.1 % or more women peacekeepers
 Not contributing women peacekeepers

Algeria	3	0	3	0.0%	0	0	0	0.0%	3	0	3	0.0%	0
Armenia	0	0	0	0.0%	2	0	2	0.0%	2	0	2	0.0%	0
Belarus	0	0	0	0.0%	1	0	1	0.0%	1	0	1	0.0%	0
Bosnia and Herzegovina	3	0	3	0.0%	2	0	2	0.0%	5	0	5	0.0%	1
Brunei Darussalam	0	0	0	0.0%	0	0	0	0.0%	0	0	0	0.0%	0
Burkina Faso	10	0	10	0.0%	33	0	33	0.0%	43	0	43	0.0%	6
Colombia	2	0	2	0.0%	1	0	1	0.0%	3	0	3	0.0%	0
Congo	3	0	3	0.0%	11	0	11	0.0%	14	0	14	0.0%	2
Cyprus	0	0	0	0.0%	2	0	2	0.0%	2	0	2	0.0%	0
Djibouti	2	0	2	0.0%	0	0	0	0.0%	2	0	2	0.0%	0
El Salvador	6	0	6	0.0%	3	0	3	0.0%	9	0	9	0.0%	1
Gabon	0	0	0	0.0%	1	0	1	0.0%	1	0	1	0.0%	0
Gambia	3	0	3	0.0%	8	0	8	0.0%	11	0	11	0.0%	2
Greece	0	0	0	0.0%	1	0	1	0.0%	1	0	1	0.0%	0
Guatemala	9	0	9	0.0%	11	0	11	0.0%	20	0	20	0.0%	3
Guinea	10	0	10	0.0%	19	0	19	0.0%	29	0	29	0.0%	4
Iran	3	0	3	0.0%	1	0	1	0.0%	4	0	4	0.0%	1
Japan	0	0	0	0.0%	4	0	4	0.0%	4	0	4	0.0%	1
Kazakhstan	5	0	5	0.0%	0	0	0	0.0%	5	0	5	0.0%	1
Kyrgyzstan	2	0	2	0.0%	2	0	2	0.0%	4	0	4	0.0%	1
Latvia	0	0	0	0.0%	1	0	1	0.0%	1	0	1	0.0%	0
Liberia	0	0	0	0.0%	7	0	7	0.0%	7	0	7	0.0%	1
Lithuania	1	0	1	0.0%	4	0	4	0.0%	5	0	5	0.0%	1
Mali	1	0	1	0.0%	0	0	0	0.0%	1	0	1	0.0%	0
Mauritania	6	0	6	0.0%	13	0	13	0.0%	19	0	19	0.0%	3
Montenegro	2	0	2	0.0%	0	0	0	0.0%	2	0	2	0.0%	0
Myanmar	1	0	1	0.0%	2	0	2	0.0%	3	0	3	0.0%	0
Niger	9	0	9	0.0%	19	0	19	0.0%	28	0	28	0.0%	4
Papua New Guinea	3	0	3	0.0%	1	0	1	0.0%	4	0	4	0.0%	1
Paraguay	17	0	17	0.0%	2	0	2	0.0%	19	0	19	0.0%	3
Poland	5	0	5	0.0%	0	0	0	0.0%	5	0	5	0.0%	1
Qatar	0	0	0	0.0%	2	0	2	0.0%	2	0	2	0.0%	0
Senegal	1	0	1	0.0%	33	0	33	0.0%	34	0	34	0.0%	5
Serbia	3	0	3	0.0%	9	0	9	0.0%	12	0	12	0.0%	2
Slovakia	2	0	2	0.0%	9	0	9	0.0%	11	0	11	0.0%	2
Slovenia	3	0	3	0.0%	0	0	0	0.0%	3	0	3	0.0%	0
The former Yugoslav Republic of Macedonia	0	0	0	0.0%	1	0	1	0.0%	1	0	1	0.0%	0
Uruguay	12	0	12	0.0%	7	0	7	0.0%	19	0	19	0.0%	3
Yemen	1	0	1	0.0%	0	0	0	0.0%	1	0	1	0.0%	0

 Contributing 14% or more women peacekeepers
 Contributing 0.1 % or more women peacekeepers
 Not contributing women peacekeepers