




# OPERATIONAL EFFECT AND WOMEN PEACEKEEPERS: ADDRESSING THE GENDER IMBALANCE

(as of 31 April 2018)

	Military Observers				Staff Officers				Military Observers and Staff Officers				
	Male	Female	Total	Per cent female	Male	Female	Total	Per cent female	Male	Female	Total	Per cent female	Number of women required to reach 15%
	1,215	150	1,365	11.0%	1,801	188	1,989	9.5%	3,016	338	3,354	10.1%	503
Dominican Republic	2	3	5	60.0%	0	0	0	0.0%	2	3	5	60.0%	1
Zimbabwe	6	6	12	50.0%	2	3	5	60.0%	8	9	17	52.9%	3
Philippines	5	5	10	50.0%	0	0	0	0.0%	5	5	10	50.0%	2
Ecuador	4	3	7	42.9%	2	0	2	0.0%	6	3	9	33.3%	1
Cameroon	4	2	6	33.3%	8	2	10	20.0%	12	4	16	25.0%	2
Thailand	5	5	10	50.0%	10	0	10	0.0%	15	5	20	25.0%	3
Turkey	2	0	2	0.0%	1	1	2	50.0%	3	1	4	25.0%	1
Uganda	2	0	2	0.0%	1	1	2	50.0%	3	1	4	25.0%	1
Australia	10	3	13	23.1%	15	5	20	25.0%	25	8	33	24.2%	5
Malawi	5	1	6	16.7%	5	2	7	28.6%	10	3	13	23.1%	2
Moldova	5	2	7	28.6%	2	0	2	0.0%	7	2	9	22.2%	1
Mexico	9	3	12	25.0%	2	0	2	0.0%	11	3	14	21.4%	2
Peru	17	4	21	19.0%	6	2	8	25.0%	23	6	29	20.7%	4
Cuba	4	1	5	20.0%	0	0	0	0.0%	4	1	5	20.0%	1
Estonia	2	1	3	33.3%	2	0	2	0.0%	4	1	5	20.0%	1
South Africa	10	6	16	37.5%	21	1	22	4.5%	31	7	38	18.4%	6
Ethiopia	71	25	96	26.0%	106	14	120	11.7%	177	39	216	18.1%	32
United States of America	3	0	3	0.0%	48	11	59	18.6%	51	11	62	17.7%	9
Nigeria	26	7	33	21.2%	26	4	30	13.3%	52	11	63	17.5%	9
Denmark	8	3	11	27.3%	11	1	12	8.3%	19	4	23	17.4%	3
Mongolia	10	4	14	28.6%	19	2	21	9.5%	29	6	35	17.1%	5
Ghana	32	8	40	20.0%	60	11	71	15.5%	92	19	111	17.1%	17
Belgium	1	0	1	0.0%	9	2	11	18.2%	10	2	12	16.7%	2
New Zealand	10	0	10	0.0%	0	2	2	100.0%	10	2	12	16.7%	2
Portugal	2	1	3	33.3%	3	0	3	0.0%	5	1	6	16.7%	1
Zambia	16	2	18	11.1%	19	5	24	20.8%	35	7	42	16.7%	6
Sri Lanka	14	4	18	22.2%	17	2	19	10.5%	31	6	37	16.2%	6
India	41	6	47	12.8%	83	17	100	17.0%	124	23	147	15.6%	22
Honduras	12	2	14	14.3%	0	0	0	0.0%	12	2	14	14.3%	2
Namibia	7	0	7	0.0%	5	2	7	28.6%	12	2	14	14.3%	2

 Contributing 14% or more women peacekeepers  
 Contributing 0.1 % or more women peacekeepers  
 Not contributing women peacekeepers

	Military Observers				Staff Officers				Military Observers and Staff Officers				
	Male	Female	Total	Per cent female	Male	Female	Total	Per cent female	Male	Female	Total	Per cent female	Number of women required to reach 15%
Netherlands	11	1	12	8.3%	14	3	17	17.6%	25	4	29	13.8%	4
Romania	20	2	22	9.1%	5	2	7	28.6%	25	4	29	13.8%	4
Tanzania	10	0	10	0.0%	34	7	41	17.1%	44	7	51	13.7%	8
Canada	9	0	9	0.0%	10	3	13	23.1%	19	3	22	13.6%	3
Kenya	23	2	25	8.0%	38	7	45	15.6%	61	9	70	12.9%	11
Brazil	21	2	23	8.7%	14	3	17	17.6%	35	5	40	12.5%	6
Viet Nam	3	0	3	0.0%	4	1	5	20.0%	7	1	8	12.5%	1
Sweden	19	1	20	5.0%	10	3	13	23.1%	29	4	33	12.1%	5
Argentina	21	0	21	0.0%	10	4	14	28.6%	31	4	35	11.4%	5
Benin	2	0	2	0.0%	15	2	17	11.8%	17	2	19	10.5%	3
Tunisia	10	0	10	0.0%	7	2	9	22.2%	17	2	19	10.5%	3
Sierra Leone	10	1	11	9.1%	16	2	18	11.1%	26	3	29	10.3%	4
Fiji	4	0	4	0.0%	14	2	16	12.5%	18	2	20	10.0%	3
Ukraine	12	1	13	7.7%	6	1	7	14.3%	18	2	20	10.0%	3
Bolivia	18	2	20	10.0%	1	0	1	0.0%	19	2	21	9.5%	3
Chile	17	2	19	10.5%	2	0	2	0.0%	19	2	21	9.5%	3
Spain	4	2	6	33.3%	15	0	15	0.0%	19	2	21	9.5%	3
Nepal	45	7	52	13.5%	90	7	97	7.2%	135	14	149	9.4%	22
Norway	12	0	12	0.0%	17	3	20	15.0%	29	3	32	9.4%	5
Russian Federation	33	4	37	10.8%	6	0	6	0.0%	39	4	43	9.3%	6
Cambodia	4	0	4	0.0%	16	2	18	11.1%	20	2	22	9.1%	3
Czech Republic	8	1	9	11.1%	3	0	3	0.0%	11	1	12	8.3%	2
Republic of Korea	12	1	13	7.7%	10	1	11	9.1%	22	2	24	8.3%	4
United Kingdom	4	0	4	0.0%	29	3	32	9.4%	33	3	36	8.3%	5
Chad	3	0	3	0.0%	20	2	22	9.1%	23	2	25	8.0%	4
Bangladesh	32	0	32	0.0%	85	10	95	10.5%	117	10	127	7.9%	19
Burundi	15	1	16	6.3%	21	2	23	8.7%	36	3	39	7.7%	6
Côte d'Ivoire	2	0	2	0.0%	10	1	11	9.1%	12	1	13	7.7%	2
Togo	11	2	13	15.4%	26	1	27	3.7%	37	3	40	7.5%	6
Ireland	14	1	15	6.7%	24	2	26	7.7%	38	3	41	7.3%	6
Finland	15	2	17	11.8%	12	0	12	0.0%	27	2	29	6.9%	4
Croatia	15	1	16	6.3%	1	0	1	0.0%	16	1	17	5.9%	3
Rwanda	33	3	36	8.3%	88	4	92	4.3%	121	7	128	5.5%	19
Pakistan	49	0	49	0.0%	76	6	82	7.3%	125	6	131	4.6%	20
Morocco	5	0	5	0.0%	16	1	17	5.9%	21	1	22	4.5%	3
Bhutan	12	1	13	7.7%	12	0	12	0.0%	24	1	25	4.0%	4
France	1	0	1	0.0%	47	2	49	4.1%	48	2	50	4.0%	8
Italy	2	0	2	0.0%	23	1	24	4.2%	25	1	26	3.8%	4
Switzerland	18	0	18	0.0%	7	1	8	12.5%	25	1	26	3.8%	4
Malaysia	10	1	11	9.1%	17	0	17	0.0%	27	1	28	3.6%	4
China	26	2	28	7.1%	36	0	36	0.0%	62	2	64	3.1%	10
Indonesia	31	0	31	0.0%	46	2	48	4.2%	77	2	79	2.5%	12
Egypt	56	0	56	0.0%	68	3	71	4.2%	124	3	127	2.4%	19
Germany	16	0	16	0.0%	27	1	28	3.6%	43	1	44	2.3%	7
Jordan	17	0	17	0.0%	33	1	34	2.9%	50	1	51	2.0%	8

	Military Observers				Staff Officers				Military Observers and Staff Officers				
	Male	Female	Total	Per cent female	Male	Female	Total	Per cent female	Male	Female	Total	Per cent female	Number of women required to reach 15%
Algeria	3	0	3	0.0%	0	0	0	0.0%	3	0	3	0.0%	0
Armenia	0	0	0	0.0%	2	0	2	0.0%	2	0	2	0.0%	0
Austria	9	0	9	0.0%	13	0	13	0.0%	22	0	22	0.0%	3
Belarus	0	0	0	0.0%	1	0	1	0.0%	1	0	1	0.0%	0
Bosnia and Herzegovina	3	0	3	0.0%	2	0	2	0.0%	5	0	5	0.0%	1
Brunei Darussalam	0	0	0	0.0%	0	0	0	0.0%	0	0	0	0.0%	0
Burkina Faso	11	0	11	0.0%	33	0	33	0.0%	44	0	44	0.0%	7
Colombia	2	0	2	0.0%	1	0	1	0.0%	3	0	3	0.0%	0
Congo	3	0	3	0.0%	11	0	11	0.0%	14	0	14	0.0%	2
Cyprus	0	0	0	0.0%	2	0	2	0.0%	2	0	2	0.0%	0
Djibouti	2	0	2	0.0%	0	0	0	0.0%	2	0	2	0.0%	0
El Salvador	5	0	5	0.0%	3	0	3	0.0%	8	0	8	0.0%	1
Gabon	0	0	0	0.0%	1	0	1	0.0%	1	0	1	0.0%	0
Gambia	3	0	3	0.0%	7	0	7	0.0%	10	0	10	0.0%	2
Greece	0	0	0	0.0%	1	0	1	0.0%	1	0	1	0.0%	0
Guatemala	8	0	8	0.0%	11	0	11	0.0%	19	0	19	0.0%	3
Guinea	10	0	10	0.0%	17	0	17	0.0%	27	0	27	0.0%	4
Hungary	7	0	7	0.0%	11	0	11	0.0%	18	0	18	0.0%	3
Iran	3	0	3	0.0%	1	0	1	0.0%	4	0	4	0.0%	1
Japan	0	0	0	0.0%	4	0	4	0.0%	4	0	4	0.0%	1
Kazakhstan	5	0	5	0.0%	0	0	0	0.0%	5	0	5	0.0%	1
Kyrgyzstan	2	0	2	0.0%	2	0	2	0.0%	4	0	4	0.0%	1
Latvia	0	0	0	0.0%	1	0	1	0.0%	1	0	1	0.0%	0
Liberia	0	0	0	0.0%	7	0	7	0.0%	7	0	7	0.0%	1
Lithuania	1	0	1	0.0%	4	0	4	0.0%	5	0	5	0.0%	1
Mali	1	0	1	0.0%	0	0	0	0.0%	1	0	1	0.0%	0
Mauritania	10	0	10	0.0%	13	0	13	0.0%	23	0	23	0.0%	3
Montenegro	2	0	2	0.0%	0	0	0	0.0%	2	0	2	0.0%	0
Myanmar	1	0	1	0.0%	2	0	2	0.0%	3	0	3	0.0%	0
Niger	11	0	11	0.0%	21	0	21	0.0%	32	0	32	0.0%	5
Papua New Guinea	3	0	3	0.0%	1	0	1	0.0%	4	0	4	0.0%	1
Paraguay	16	0	16	0.0%	2	0	2	0.0%	18	0	18	0.0%	3
Poland	5	0	5	0.0%	0	0	0	0.0%	5	0	5	0.0%	1
Qatar	0	0	0	0.0%	2	0	2	0.0%	2	0	2	0.0%	0
Senegal	2	0	2	0.0%	31	0	31	0.0%	33	0	33	0.0%	5
Serbia	3	0	3	0.0%	9	0	9	0.0%	12	0	12	0.0%	2
Slovakia	2	0	2	0.0%	9	0	9	0.0%	11	0	11	0.0%	2
Slovenia	3	0	3	0.0%	0	0	0	0.0%	3	0	3	0.0%	0
The former Yugoslav Republic of Macedonia	0	0	0	0.0%	1	0	1	0.0%	1	0	1	0.0%	0
Uruguay	12	0	12	0.0%	9	0	9	0.0%	21	0	21	0.0%	3
Yemen	7	0	7	0.0%	2	0	2	0.0%	9	0	9	0.0%	1