







OPERATIONAL EFFECT AND WOMEN PEACEKEEPERS: ADDRESSING THE GENDER IMBALANCE

(as of 30 March 2018)




	Military Observers				Staff Officers				Military Observers and Staff Officers				
	Male	Female	Total	Per cent female	Male	Female	Total	Per cent female	Male	Female	Total	Per cent female	Number of women required to reach 15%
	1,178	138	1,316	10.5%	1,747	171	1,918	8.9%	2,925	309	3,234	9.6%	485
Dominican Republic	2	3	5	60.0%	0	0	0	0.0%	2	3	5	60.0%	1
Philippines	5	5	10	50.0%	0	0	0	0.0%	5	5	10	50.0%	2
Zimbabwe	6	5	11	45.5%	2	2	4	50.0%	8	7	15	46.7%	2
Thailand	4	5	9	55.6%	5	0	5	0.0%	9	5	14	35.7%	2
Ecuador	4	3	7	42.9%	2	0	2	0.0%	6	3	9	33.3%	1
Cameroon	3	1	4	25.0%	6	2	8	25.0%	9	3	12	25.0%	2
Peru	16	5	21	23.8%	5	2	7	28.6%	21	7	28	25.0%	4
Turkey	2	0	2	0.0%	1	1	2	50.0%	3	1	4	25.0%	1
Australia	10	3	13	23.1%	15	5	20	25.0%	25	8	33	24.2%	5
Mexico	9	3	12	25.0%	1	0	1	0.0%	10	3	13	23.1%	2
Moldova	5	2	7	28.6%	2	0	2	0.0%	7	2	9	22.2%	1
Zambia	14	4	18	22.2%	18	5	23	21.7%	32	9	41	22.0%	6
Cuba	4	1	5	20.0%	0	0	0	0.0%	4	1	5	20.0%	1
Estonia	2	1	3	33.3%	2	0	2	0.0%	4	1	5	20.0%	1
New Zealand	8	0	8	0.0%	0	2	2	100.0%	8	2	10	20.0%	2
Uganda	3	0	3	0.0%	1	1	2	50.0%	4	1	5	20.0%	1
South Africa	10	6	16	37.5%	23	1	24	4.2%	33	7	40	17.5%	6
Ethiopia	44	15	59	25.4%	95	14	109	12.8%	139	29	168	17.3%	25
Nigeria	29	7	36	19.4%	26	4	30	13.3%	55	11	66	16.7%	10
Portugal	2	1	3	33.3%	3	0	3	0.0%	5	1	6	16.7%	1
Ghana	34	9	43	20.9%	62	10	72	13.9%	96	19	115	16.5%	17
India	39	6	45	13.3%	78	17	95	17.9%	117	23	140	16.4%	21
Sri Lanka	14	4	18	22.2%	18	2	20	10.0%	32	6	38	15.8%	6
Malawi	5	0	5	0.0%	6	2	8	25.0%	11	2	13	15.4%	2
Kenya	24	3	27	11.1%	38	8	46	17.4%	62	11	73	15.1%	11
Tanzania	9	0	9	0.0%	32	7	39	17.9%	41	7	48	14.6%	7
Liberia	0	0	0	0.0%	6	1	7	14.3%	6	1	7	14.3%	1
Namibia	7	0	7	0.0%	5	2	7	28.6%	12	2	14	14.3%	2
Netherlands	10	1	11	9.1%	14	3	17	17.6%	24	4	28	14.3%	4

 Contributing 14% or more women peacekeepers
 Contributing 0.1 % or more women peacekeepers
 Not contributing women peacekeepers

	Military Observers				Staff Officers				Military Observers and Staff Officers				
	Male	Female	Total	Per cent female	Male	Female	Total	Per cent female	Male	Female	Total	Per cent female	Number of women required to reach 15%
Argentina	15	0	15	0.0%	10	4	14	28.6%	25	4	29	13.8%	4
Denmark	9	2	11	18.2%	10	1	11	9.1%	19	3	22	13.6%	3
Canada	9	0	9	0.0%	11	3	14	21.4%	20	3	23	13.0%	3
Norway	12	1	13	7.7%	16	3	19	15.8%	28	4	32	12.5%	5
Viet Nam	3	0	3	0.0%	4	1	5	20.0%	7	1	8	12.5%	1
Mongolia	9	4	13	30.8%	20	0	20	0.0%	29	4	33	12.1%	5
United States of America	3	0	3	0.0%	36	5	41	12.2%	39	5	44	11.4%	7
United Kingdom	5	1	6	16.7%	28	3	31	9.7%	33	4	37	10.8%	6
Benin	3	0	3	0.0%	14	2	16	12.5%	17	2	19	10.5%	3
Fiji	4	0	4	0.0%	13	2	15	13.3%	17	2	19	10.5%	3
Romania	22	1	23	4.3%	4	2	6	33.3%	26	3	29	10.3%	4
Sierra Leone	10	1	11	9.1%	16	2	18	11.1%	26	3	29	10.3%	4
Bolivia	17	2	19	10.5%	1	0	1	0.0%	18	2	20	10.0%	3
Sweden	19	0	19	0.0%	8	3	11	27.3%	27	3	30	10.0%	5
Togo	10	3	13	23.1%	26	1	27	3.7%	36	4	40	10.0%	6
Chad	1	0	1	0.0%	18	2	20	10.0%	19	2	21	9.5%	3
Chile	17	2	19	10.5%	2	0	2	0.0%	19	2	21	9.5%	3
Spain	4	2	6	33.3%	15	0	15	0.0%	19	2	21	9.5%	3
Russian Federation	36	4	40	10.0%	5	0	5	0.0%	41	4	45	8.9%	7
Nepal	48	7	55	12.7%	98	7	105	6.7%	146	14	160	8.8%	24
Tunisia	17	0	17	0.0%	4	2	6	33.3%	21	2	23	8.7%	3
Ukraine	15	1	16	6.3%	6	1	7	14.3%	21	2	23	8.7%	3
Czech Republic	8	1	9	11.1%	3	0	3	0.0%	11	1	12	8.3%	2
Republic of Korea	12	1	13	7.7%	10	1	11	9.1%	22	2	24	8.3%	4
Bangladesh	28	0	28	0.0%	86	10	96	10.4%	114	10	124	8.1%	19
Burundi	14	1	15	6.7%	21	2	23	8.7%	35	3	38	7.9%	6
Ireland	14	1	15	6.7%	21	2	23	8.7%	35	3	38	7.9%	6
Côte d'Ivoire	2	0	2	0.0%	10	1	11	9.1%	12	1	13	7.7%	2
Honduras	12	1	13	7.7%	0	0	0	0.0%	12	1	13	7.7%	2
Finland	17	2	19	10.5%	12	0	12	0.0%	29	2	31	6.5%	5
Croatia	15	1	16	6.3%	1	0	1	0.0%	16	1	17	5.9%	3
Hungary	7	1	8	12.5%	10	0	10	0.0%	17	1	18	5.6%	3
Rwanda	30	3	33	9.1%	93	4	97	4.1%	123	7	130	5.4%	20
Belgium	2	0	2	0.0%	16	1	17	5.9%	18	1	19	5.3%	3
Brazil	22	1	23	4.3%	15	1	16	6.3%	37	2	39	5.1%	6
Cambodia	6	0	6	0.0%	13	1	14	7.1%	19	1	20	5.0%	3
Morocco	5	0	5	0.0%	14	1	15	6.7%	19	1	20	5.0%	3
Bhutan	10	1	11	9.1%	13	0	13	0.0%	23	1	24	4.2%	4
Italy	2	0	2	0.0%	22	1	23	4.3%	24	1	25	4.0%	4
Switzerland	18	0	18	0.0%	7	1	8	12.5%	25	1	26	3.8%	4
France	2	0	2	0.0%	49	2	51	3.9%	51	2	53	3.8%	8
Pakistan	52	0	52	0.0%	68	4	72	5.6%	120	4	124	3.2%	19
Indonesia	30	0	30	0.0%	43	2	45	4.4%	73	2	75	2.7%	11
Germany	15	0	15	0.0%	25	1	26	3.8%	40	1	41	2.4%	6
Egypt	46	0	46	0.0%	56	1	57	1.8%	102	1	103	1.0%	15

 Contributing 14% or more women peacekeepers
 Contributing 0.1 % or more women peacekeepers
 Not contributing women peacekeepers

	Military Observers				Staff Officers				Military Observers and Staff Officers				
	Male	Female	Total	Per cent female	Male	Female	Total	Per cent female	Male	Female	Total	Per cent female	Number of women required to reach 15%
China	26	0	26	0.0%	44	0	44	0.0%	70	0	70	0.0%	11
Jordan	17	0	17	0.0%	33	0	33	0.0%	50	0	50	0.0%	8
Burkina Faso	11	0	11	0.0%	33	0	33	0.0%	44	0	44	0.0%	7
Senegal	4	0	4	0.0%	31	0	31	0.0%	35	0	35	0.0%	5
Niger	12	0	12	0.0%	21	0	21	0.0%	33	0	33	0.0%	5
Guinea	10	0	10	0.0%	18	0	18	0.0%	28	0	28	0.0%	4
Malaysia	10	0	10	0.0%	17	0	17	0.0%	27	0	27	0.0%	4
Austria	9	0	9	0.0%	14	0	14	0.0%	23	0	23	0.0%	3
Mauritania	10	0	10	0.0%	11	0	11	0.0%	21	0	21	0.0%	3
Paraguay	18	0	18	0.0%	1	0	1	0.0%	19	0	19	0.0%	3
Uruguay	11	0	11	0.0%	7	0	7	0.0%	18	0	18	0.0%	3
Guatemala	8	0	8	0.0%	7	0	7	0.0%	15	0	15	0.0%	2
Congo	2	0	2	0.0%	11	0	11	0.0%	13	0	13	0.0%	2
Serbia	3	0	3	0.0%	9	0	9	0.0%	12	0	12	0.0%	2
Slovakia	2	0	2	0.0%	9	0	9	0.0%	11	0	11	0.0%	2
El Salvador	6	0	6	0.0%	4	0	4	0.0%	10	0	10	0.0%	2
Gambia	2	0	2	0.0%	8	0	8	0.0%	10	0	10	0.0%	2
Kyrgyzstan	4	0	4	0.0%	2	0	2	0.0%	6	0	6	0.0%	1
Bosnia and Herzegovina	3	0	3	0.0%	2	0	2	0.0%	5	0	5	0.0%	1
Kazakhstan	5	0	5	0.0%	0	0	0	0.0%	5	0	5	0.0%	1
Lithuania	1	0	1	0.0%	4	0	4	0.0%	5	0	5	0.0%	1
Iran	3	0	3	0.0%	1	0	1	0.0%	4	0	4	0.0%	1
Japan	0	0	0	0.0%	4	0	4	0.0%	4	0	4	0.0%	1
Papua New Guinea	3	0	3	0.0%	1	0	1	0.0%	4	0	4	0.0%	1
Poland	4	0	4	0.0%	0	0	0	0.0%	4	0	4	0.0%	1
Colombia	2	0	2	0.0%	1	0	1	0.0%	3	0	3	0.0%	0
Slovenia	3	0	3	0.0%	0	0	0	0.0%	3	0	3	0.0%	0
Yemen	1	0	1	0.0%	2	0	2	0.0%	3	0	3	0.0%	0
Armenia	0	0	0	0.0%	2	0	2	0.0%	2	0	2	0.0%	0
Cyprus	0	0	0	0.0%	2	0	2	0.0%	2	0	2	0.0%	0
Djibouti	2	0	2	0.0%	0	0	0	0.0%	2	0	2	0.0%	0
Mali	2	0	2	0.0%	0	0	0	0.0%	2	0	2	0.0%	0
Montenegro	2	0	2	0.0%	0	0	0	0.0%	2	0	2	0.0%	0
Myanmar	0	0	0	0.0%	2	0	2	0.0%	2	0	2	0.0%	0
Qatar	0	0	0	0.0%	2	0	2	0.0%	2	0	2	0.0%	0
Algeria	1	0	1	0.0%	0	0	0	0.0%	1	0	1	0.0%	0
Belarus	0	0	0	0.0%	1	0	1	0.0%	1	0	1	0.0%	0
Gabon	0	0	0	0.0%	1	0	1	0.0%	1	0	1	0.0%	0
Greece	0	0	0	0.0%	1	0	1	0.0%	1	0	1	0.0%	0
Latvia	0	0	0	0.0%	1	0	1	0.0%	1	0	1	0.0%	0
The former Yugoslav Republic of	0	0	0	0.0%	1	0	1	0.0%	1	0	1	0.0%	0
Brunei Darussalam	0	0	0	0.0%	0	0	0	0.0%	0	0	0	0.0%	0

 Contributing 14% or more women peacekeepers
 Contributing 0.1 % or more women peacekeepers
 Not contributing women peacekeepers