




OPERATIONAL IMBALANCE AND WOMEN PEACEKEEPERS: ADDRESSING THE GENDER IMBALANCE

(as of 31 January 2018)




	Military Observers				Staff Officers				Military Observers and Staff Officers				
	Male	Female	Total	Per cent female	Male	Female	Total	Per cent female	Male	Female	Total	Per cent female	Number of women required to reach 15%
	1,196	109	1,305	8.4%	1,808	154	1,962	7.8%	3,004	263	3,267	8.1%	490
Zimbabwe	5	6	11	54.5%	2	2	4	50.0%	7	8	15	53.3%	2
Uganda	0	0	0	0.0%	1	1	2	50.0%	1	1	2	50.0%	0
Philippines	6	5	11	45.5%	0	0	0	0.0%	6	5	11	45.5%	2
Ecuador	4	3	7	42.9%	1	0	1	0.0%	5	3	8	37.5%	1
Turkey	1	0	1	0.0%	1	1	2	50.0%	2	1	3	33.3%	0
Peru	15	5	20	25.0%	6	3	9	33.3%	21	8	29	27.6%	4
Liberia	0	0	0	0.0%	3	1	4	25.0%	3	1	4	25.0%	1
Zambia	17	5	22	22.7%	17	6	23	26.1%	34	11	45	24.4%	7
Thailand	4	4	8	50.0%	9	0	9	0.0%	13	4	17	23.5%	3
Australia	10	3	13	23.1%	15	4	19	21.1%	25	7	32	21.9%	5
Argentina	5	0	5	0.0%	10	4	14	28.6%	15	4	19	21.1%	3
Mongolia	10	5	15	33.3%	18	2	20	10.0%	28	7	35	20.0%	5
Moldova	6	2	8	25.0%	2	0	2	0.0%	8	2	10	20.0%	2
Mexico	3	1	4	25.0%	1	0	1	0.0%	4	1	5	20.0%	1
Estonia	2	1	3	33.3%	2	0	2	0.0%	4	1	5	20.0%	1
South Africa	10	6	16	37.5%	24	2	26	7.7%	34	8	42	19.0%	6
Denmark	8	3	11	27.3%	9	1	10	10.0%	17	4	21	19.0%	3
Cameroon	5	0	5	0.0%	8	3	11	27.3%	13	3	16	18.8%	2
Tanzania	6	2	8	25.0%	29	6	35	17.1%	35	8	43	18.6%	6
Namibia	5	0	5	0.0%	4	2	6	33.3%	9	2	11	18.2%	2
Czech Republic	7	1	8	12.5%	2	1	3	33.3%	9	2	11	18.2%	2
Kenya	20	3	23	13.0%	35	9	44	20.5%	55	12	67	17.9%	10
India	36	5	41	12.2%	78	16	94	17.0%	114	21	135	15.6%	20
Nigeria	31	7	38	18.4%	32	4	36	11.1%	63	11	74	14.9%	11
Sierra Leone	7	1	8	12.5%	12	2	14	14.3%	19	3	22	13.6%	3

■ Contributing 14% or more women peacekeepers
■ Contributing 0.1 % or more women peacekeepers
■ Not contributing women peacekeepers

	Military Observers				Staff Officers				Military Observers and Staff Officers				
	Male	Female	Total	Per cent female	Male	Female	Total	Per cent female	Male	Female	Total	Per cent female	Number of women required to reach 15%
Ghana	42	8	50	16.0%	69	8	77	10.4%	111	16	127	12.6%	19
Viet Nam	3	0	3	0.0%	4	1	5	20.0%	7	1	8	12.5%	1
United States of America	2	0	2	0.0%	40	6	46	13.0%	42	6	48	12.5%	7
Norway	12	1	13	7.7%	18	3	21	14.3%	30	4	34	11.8%	5
Côte d'Ivoire	0	0	0	0.0%	8	1	9	11.1%	8	1	9	11.1%	1
Chad	0	0	0	0.0%	16	2	18	11.1%	16	2	18	11.1%	3
Ethiopia	68	6	74	8.1%	104	15	119	12.6%	172	21	193	10.9%	29
Fiji	4	0	4	0.0%	13	2	15	13.3%	17	2	19	10.5%	3
United Kingdom	0	0	0	0.0%	28	3	31	9.7%	28	3	31	9.7%	5
Netherlands	10	1	11	9.1%	20	2	22	9.1%	30	3	33	9.1%	5
Ukraine	14	1	15	6.7%	7	1	8	12.5%	21	2	23	8.7%	3
Sri Lanka	17	3	20	15.0%	25	1	26	3.8%	42	4	46	8.7%	7
Republic of Korea	12	1	13	7.7%	10	1	11	9.1%	22	2	24	8.3%	4
Burundi	14	1	15	6.7%	19	2	21	9.5%	33	3	36	8.3%	5
Nepal	49	6	55	10.9%	96	7	103	6.8%	145	13	158	8.2%	24
Malawi	5	0	5	0.0%	7	1	8	12.5%	12	1	13	7.7%	2
Togo	11	2	13	15.4%	26	1	27	3.7%	37	3	40	7.5%	6
Ireland	13	1	14	7.1%	25	2	27	7.4%	38	3	41	7.3%	6
Bangladesh	37	0	37	0.0%	91	10	101	9.9%	128	10	138	7.2%	21
Russian Federation	37	3	40	7.5%	5	0	5	0.0%	42	3	45	6.7%	7
Romania	25	1	26	3.8%	3	1	4	25.0%	28	2	30	6.7%	5
Sweden	21	0	21	0.0%	8	2	10	20.0%	29	2	31	6.5%	5
Finland	17	2	19	10.5%	12	0	12	0.0%	29	2	31	6.5%	5
Croatia	15	1	16	6.3%	1	0	1	0.0%	16	1	17	5.9%	3
Belgium	2	0	2	0.0%	14	1	15	6.7%	16	1	17	5.9%	3
Hungary	8	1	9	11.1%	12	0	12	0.0%	20	1	21	4.8%	3
Canada	9	0	9	0.0%	11	1	12	8.3%	20	1	21	4.8%	3
Bhutan	11	1	12	8.3%	11	0	11	0.0%	22	1	23	4.3%	3
Italy	2	0	2	0.0%	22	1	23	4.3%	24	1	25	4.0%	4
Cambodia	14	0	14	0.0%	16	1	17	5.9%	30	1	31	3.2%	5
Indonesia	27	0	27	0.0%	41	2	43	4.7%	68	2	70	2.9%	11
Brazil	21	0	21	0.0%	14	1	15	6.7%	35	1	36	2.8%	5
Germany	13	0	13	0.0%	25	1	26	3.8%	38	1	39	2.6%	6
France	2	0	2	0.0%	62	1	63	1.6%	64	1	65	1.5%	10
Pakistan	61	0	61	0.0%	68	2	70	2.9%	129	2	131	1.5%	20
Rwanda	31	1	32	3.1%	84	0	84	0.0%	115	1	116	0.9%	17
Egypt	61	0	61	0.0%	73	1	74	1.4%	134	1	135	0.7%	20

 Contributing 14% or more women peacekeepers
 Contributing 0.1 % or more women peacekeepers
 Not contributing women peacekeepers

	Military Observers				Staff Officers				Military Observers and Staff Officers				
	Male	Female	Total	Per cent female	Male	Female	Total	Per cent female	Male	Female	Total	Per cent female	Number of women required to reach 15%
Yemen	7	0	7	0.0%	2	0	2	0.0%	9	0	9	0.0%	1
Uruguay	9	0	9	0.0%	8	0	8	0.0%	17	0	17	0.0%	3
Tunisia	17	0	17	0.0%	2	0	2	0.0%	19	0	19	0.0%	3
The former Yugoslav Republic of Macedonia	0	0	0	0.0%	1	0	1	0.0%	1	0	1	0.0%	0
Switzerland	19	0	19	0.0%	5	0	5	0.0%	24	0	24	0.0%	4
Spain	0	0	0	0.0%	16	0	16	0.0%	16	0	16	0.0%	2
Slovenia	3	0	3	0.0%	0	0	0	0.0%	3	0	3	0.0%	0
Slovakia	2	0	2	0.0%	9	0	9	0.0%	11	0	11	0.0%	2
Serbia	4	0	4	0.0%	9	0	9	0.0%	13	0	13	0.0%	2
Senegal	4	0	4	0.0%	33	0	33	0.0%	37	0	37	0.0%	6
Qatar	0	0	0	0.0%	2	0	2	0.0%	2	0	2	0.0%	0
Portugal	0	0	0	0.0%	3	0	3	0.0%	3	0	3	0.0%	0
Poland	5	0	5	0.0%	0	0	0	0.0%	5	0	5	0.0%	1
Paraguay	12	0	12	0.0%	1	0	1	0.0%	13	0	13	0.0%	2
Papua New Guinea	3	0	3	0.0%	1	0	1	0.0%	4	0	4	0.0%	1
Niger	13	0	13	0.0%	17	0	17	0.0%	30	0	30	0.0%	5
New Zealand	10	0	10	0.0%	1	0	1	0.0%	11	0	11	0.0%	2
Myanmar	0	0	0	0.0%	2	0	2	0.0%	2	0	2	0.0%	0
Morocco	5	0	5	0.0%	13	0	13	0.0%	18	0	18	0.0%	3
Montenegro	2	0	2	0.0%	0	0	0	0.0%	2	0	2	0.0%	0
Mauritania	9	0	9	0.0%	14	0	14	0.0%	23	0	23	0.0%	3
Mali	1	0	1	0.0%	0	0	0	0.0%	1	0	1	0.0%	0
Malaysia	10	0	10	0.0%	21	0	21	0.0%	31	0	31	0.0%	5
Lithuania	1	0	1	0.0%	4	0	4	0.0%	5	0	5	0.0%	1
Latvia	0	0	0	0.0%	1	0	1	0.0%	1	0	1	0.0%	0
Kyrgyzstan	5	0	5	0.0%	2	0	2	0.0%	7	0	7	0.0%	1
Kazakhstan	5	0	5	0.0%	0	0	0	0.0%	5	0	5	0.0%	1
Jordan	20	0	20	0.0%	36	0	36	0.0%	56	0	56	0.0%	8
Japan	0	0	0	0.0%	4	0	4	0.0%	4	0	4	0.0%	1
Iran	3	0	3	0.0%	1	0	1	0.0%	4	0	4	0.0%	1
Honduras	14	0	14	0.0%	0	0	0	0.0%	14	0	14	0.0%	2
Guinea	10	0	10	0.0%	11	0	11	0.0%	21	0	21	0.0%	3
Guatemala	5	0	5	0.0%	10	0	10	0.0%	15	0	15	0.0%	2
Greece	0	0	0	0.0%	1	0	1	0.0%	1	0	1	0.0%	0
Gambia	3	0	3	0.0%	10	0	10	0.0%	13	0	13	0.0%	2
Gabon	0	0	0	0.0%	1	0	1	0.0%	1	0	1	0.0%	0
El Salvador	4	0	4	0.0%	3	0	3	0.0%	7	0	7	0.0%	1
Djibouti	2	0	2	0.0%	0	0	0	0.0%	2	0	2	0.0%	0
Cyprus	0	0	0	0.0%	2	0	2	0.0%	2	0	2	0.0%	0
Congo	6	0	6	0.0%	10	0	10	0.0%	16	0	16	0.0%	2
Colombia	2	0	2	0.0%	1	0	1	0.0%	3	0	3	0.0%	0
China	20	0	20	0.0%	43	0	43	0.0%	63	0	63	0.0%	9
Chile	5	0	5	0.0%	4	0	4	0.0%	9	0	9	0.0%	1
Burkina Faso	12	0	12	0.0%	38	0	38	0.0%	50	0	50	0.0%	8
Brunei Darussalam	0	0	0	0.0%	0	0	0	0.0%	0	0	0	0.0%	0
Bosnia and Herzegovina	2	0	2	0.0%	2	0	2	0.0%	4	0	4	0.0%	1
Bolivia	12	0	12	0.0%	2	0	2	0.0%	14	0	14	0.0%	2
Benin	7	0	7	0.0%	17	0	17	0.0%	24	0	24	0.0%	4
Belarus	0	0	0	0.0%	1	0	1	0.0%	1	0	1	0.0%	0
Austria	10	0	10	0.0%	13	0	13	0.0%	23	0	23	0.0%	3
Armenia	0	0	0	0.0%	2	0	2	0.0%	2	0	2	0.0%	0

 Contributing 14% or more women peacekeepers
 Contributing 0.1 % or more women peacekeepers
 Not contributing women peacekeepers