




## OPERATIONAL IMBALANCE AND WOMEN PEACEKEEPERS: ADDRESSING THE GENDER IMBALANCE

(as of 31 December 2017)




Country	Military Observers				Staff Officers				Military Observers and Staff Officers				
	Male	Female	Total	Per cent female	Male	Female	Total	Per cent female	Male	Female	Total	Per cent female	Number of women required to reach 15%
	1,264	104	1,368	7.6%	1,800	149	1,949	7.6%	3,064	253	3,317	7.6%	498
Zimbabwe	5	6	11	54.5%	2	2	4	50.0%	7	8	15	53.3%	2
Uganda	0	0	0	0.0%	1	1	2	50.0%	1	1	2	50.0%	0
Ecuador	4	3	7	42.9%	1	0	1	0.0%	5	3	8	37.5%	1
Peru	16	4	20	20.0%	6	4	10	40.0%	22	8	30	26.7%	5
Liberia	0	0	0	0.0%	3	1	4	25.0%	3	1	4	25.0%	1
Thailand	4	4	8	50.0%	9	0	9	0.0%	13	4	17	23.5%	3
Australia	10	3	13	23.1%	14	4	18	22.2%	24	7	31	22.6%	5
Namibia	5	0	5	0.0%	6	3	9	33.3%	11	3	14	21.4%	2
Kenya	15	3	18	16.7%	37	11	48	22.9%	52	14	66	21.2%	10
Mongolia	9	5	14	35.7%	17	2	19	10.5%	26	7	33	21.2%	5
Zambia	18	5	23	21.7%	20	5	25	20.0%	38	10	48	20.8%	7
Argentina	6	0	6	0.0%	10	4	14	28.6%	16	4	20	20.0%	3
Lithuania	1	0	1	0.0%	3	1	4	25.0%	4	1	5	20.0%	1
Denmark	8	3	11	27.3%	8	1	9	11.1%	16	4	20	20.0%	3
South Africa	9	6	15	40.0%	23	2	25	8.0%	32	8	40	20.0%	6
Estonia	2	1	3	33.3%	2	0	2	0.0%	4	1	5	20.0%	1
Moldova, Republic of	6	2	8	25.0%	2	0	2	0.0%	8	2	10	20.0%	2
Czech Republic	7	1	8	12.5%	2	1	3	33.3%	9	2	11	18.2%	2
Cameroon	5	0	5	0.0%	9	3	12	25.0%	14	3	17	17.6%	3
Tanzania	11	3	14	21.4%	31	6	37	16.2%	42	9	51	17.6%	8
Sierra Leone	7	1	8	12.5%	13	3	16	18.8%	20	4	24	16.7%	4
Netherlands	10	2	12	16.7%	13	2	15	13.3%	23	4	27	14.8%	4
Côte d'Ivoire	0	0	0	0.0%	6	1	7	14.3%	6	1	7	14.3%	1
Ghana	42	9	51	17.6%	72	8	80	10.0%	114	17	131	13.0%	20
USA	2	0	2	0.0%	39	6	45	13.3%	41	6	47	12.8%	7
Nigeria	31	5	36	13.9%	31	4	35	11.4%	62	9	71	12.7%	11
Norway	12	1	13	7.7%	16	3	19	15.8%	28	4	32	12.5%	5
Philippines	7	1	8	12.5%	0	0	0	0.0%	7	1	8	12.5%	1
United Kingdom	0	0	0	0.0%	24	3	27	11.1%	24	3	27	11.1%	4
India	35	2	37	5.4%	77	11	88	12.5%	112	13	125	10.4%	19
Ethiopia	92	6	98	6.1%	99	15	114	13.2%	191	21	212	9.9%	32
Ukraine	14	1	15	6.7%	8	1	9	11.1%	22	2	24	8.3%	4
Republic of Korea	12	1	13	7.7%	10	1	11	9.1%	22	2	24	8.3%	4
Sri Lanka	18	3	21	14.3%	26	1	27	3.7%	44	4	48	8.3%	7
Burundi	14	1	15	6.7%	21	2	23	8.7%	35	3	38	7.9%	6
Sweden	19	1	20	5.0%	5	1	6	16.7%	24	2	26	7.7%	4
Malawi	5	0	5	0.0%	7	1	8	12.5%	12	1	13	7.7%	2
Nepal	49	6	55	10.9%	101	6	107	5.6%	150	12	162	7.4%	24

■ Contributing 14% or more women peacekeepers  
■ Contributing 0.1% or more women peacekeepers  
■ Not contributing women peacekeepers

	Military Observers				Staff Officers				Military Observers and Staff Officers				
	Male	Female	Total	Per cent female	Male	Female	Total	Per cent female	Male	Female	Total	Per cent female	Number of women required to reach 15%
Togo	10	2	12	16.7%	28	1	29	3.4%	38	3	41	7.3%	6
Gambia	3	1	4	25.0%	10	0	10	0.0%	13	1	14	7.1%	2
Romania	25	1	26	3.8%	3	1	4	25.0%	28	2	30	6.7%	5
Finland	17	2	19	10.5%	12	0	12	0.0%	29	2	31	6.5%	5
Belgium	2	0	2	0.0%	13	1	14	7.1%	15	1	16	6.3%	2
Chad	0	0	0	0.0%	15	1	16	6.3%	15	1	16	6.3%	2
Bangladesh	44	0	44	0.0%	96	9	105	8.6%	140	9	149	6.0%	22
Croatia	15	1	16	6.3%	1	0	1	0.0%	16	1	17	5.9%	3
Germany	14	0	14	0.0%	20	2	22	9.1%	34	2	36	5.6%	5
Malaysia	14	2	16	12.5%	21	0	21	0.0%	35	2	37	5.4%	6
Ireland	14	1	15	6.7%	23	1	24	4.2%	37	2	39	5.1%	6
Fiji	4	0	4	0.0%	15	1	16	6.3%	19	1	20	5.0%	3
Austria	9	0	9	0.0%	11	1	12	8.3%	20	1	21	4.8%	3
Bhutan	9	1	10	10.0%	11	0	11	0.0%	20	1	21	4.8%	3
Hungary	8	1	9	11.1%	12	0	12	0.0%	20	1	21	4.8%	3
Russian Federation	35	2	37	5.4%	5	0	5	0.0%	40	2	42	4.8%	6
Canada	9	0	9	0.0%	13	1	14	7.1%	22	1	23	4.3%	3
Italy	2	0	2	0.0%	22	1	23	4.3%	24	1	25	4.0%	4
France	2	0	2	0.0%	46	2	48	4.2%	48	2	50	4.0%	8
Cambodia	14	0	14	0.0%	16	1	17	5.9%	30	1	31	3.2%	5
Brazil	17	0	17	0.0%	14	1	15	6.7%	31	1	32	3.1%	5
Indonesia	26	0	26	0.0%	42	2	44	4.5%	68	2	70	2.9%	11
Pakistan	61	0	61	0.0%	68	2	70	2.9%	129	2	131	1.5%	20
Rwanda	33	1	34	2.9%	91	0	91	0.0%	124	1	125	0.8%	19
Egypt	67	0	67	0.0%	73	1	74	1.4%	140	1	141	0.7%	21
Armenia	0	0	0	0.0%	2	0	2	0.0%	2	0	2	0.0%	0
Belarus	0	0	0	0.0%	1	0	1	0.0%	1	0	1	0.0%	0
Benin	11	0	11	0.0%	20	0	20	0.0%	31	0	31	0.0%	5
Bolivia	13	0	13	0.0%	2	0	2	0.0%	15	0	15	0.0%	2
Bosnia and Herzegovina	0	0	0	0.0%	2	0	2	0.0%	2	0	2	0.0%	0
Brunei Darussalam	0	0	0	0.0%	0	0	0	0.0%	0	0	0	0.0%	0
Burkina Faso	12	0	12	0.0%	32	0	32	0.0%	44	0	44	0.0%	7
Chile	5	0	5	0.0%	4	0	4	0.0%	9	0	9	0.0%	1
China	28	0	28	0.0%	41	0	41	0.0%	69	0	69	0.0%	10
Colombia	1	0	1	0.0%	1	0	1	0.0%	2	0	2	0.0%	0
Congo	6	0	6	0.0%	9	0	9	0.0%	15	0	15	0.0%	2
Cyprus	0	0	0	0.0%	2	0	2	0.0%	2	0	2	0.0%	0
Djibouti	2	0	2	0.0%	0	0	0	0.0%	2	0	2	0.0%	0
El Salvador	4	0	4	0.0%	3	0	3	0.0%	7	0	7	0.0%	1

 Contributing 14% or more women peacekeepers  
 Contributing 0.1% or more women peacekeepers  
 Not contributing women peacekeepers

	Military Observers				Staff Officers				Military Observers and Staff Officers				
	Male	Female	Total	Per cent female	Male	Female	Total	Per cent female	Male	Female	Total	Per cent female	Number of women required to reach 15%
Gabon	0	0	0	0.0%	0	0	0	0.0%	0	0	0	0.0%	0
Greece	0	0	0	0.0%	1	0	1	0.0%	1	0	1	0.0%	0
Guatemala	7	0	7	0.0%	11	0	11	0.0%	18	0	18	0.0%	3
Guinea	10	0	10	0.0%	12	0	12	0.0%	22	0	22	0.0%	3
Guinea-Bissau	0	0	0	0.0%	1	0	1	0.0%	1	0	1	0.0%	0
Honduras	12	0	12	0.0%	0	0	0	0.0%	12	0	12	0.0%	2
Iran	3	0	3	0.0%	1	0	1	0.0%	4	0	4	0.0%	1
Japan	0	0	0	0.0%	2	0	2	0.0%	2	0	2	0.0%	0
Jordan	20	0	20	0.0%	40	0	40	0.0%	60	0	60	0.0%	9
Kazakhstan	5	0	5	0.0%	0	0	0	0.0%	5	0	5	0.0%	1
Kyrgyzstan	5	0	5	0.0%	2	0	2	0.0%	7	0	7	0.0%	1
Latvia	0	0	0	0.0%	1	0	1	0.0%	1	0	1	0.0%	0
Mali	1	0	1	0.0%	0	0	0	0.0%	1	0	1	0.0%	0
Mauritania	9	0	9	0.0%	15	0	15	0.0%	24	0	24	0.0%	4
Mexico	4	0	4	0.0%	1	0	1	0.0%	5	0	5	0.0%	1
Montenegro	2	0	2	0.0%	0	0	0	0.0%	2	0	2	0.0%	0
Morocco	5	0	5	0.0%	14	0	14	0.0%	19	0	19	0.0%	3
Myanmar	0	0	0	0.0%	2	0	2	0.0%	2	0	2	0.0%	0
New Zealand	10	0	10	0.0%	1	0	1	0.0%	11	0	11	0.0%	2
Niger	19	0	19	0.0%	19	0	19	0.0%	38	0	38	0.0%	6
Papua New Guinea	3	0	3	0.0%	1	0	1	0.0%	4	0	4	0.0%	1
Paraguay	11	0	11	0.0%	1	0	1	0.0%	12	0	12	0.0%	2
Poland	5	0	5	0.0%	0	0	0	0.0%	5	0	5	0.0%	1
Portugal	0	0	0	0.0%	3	0	3	0.0%	3	0	3	0.0%	0
Qatar	0	0	0	0.0%	2	0	2	0.0%	2	0	2	0.0%	0
Senegal	4	0	4	0.0%	31	0	31	0.0%	35	0	35	0.0%	5
Serbia	4	0	4	0.0%	9	0	9	0.0%	13	0	13	0.0%	2
Slovakia	2	0	2	0.0%	9	0	9	0.0%	11	0	11	0.0%	2
Slovenia	3	0	3	0.0%	0	0	0	0.0%	3	0	3	0.0%	0
Spain	0	0	0	0.0%	16	0	16	0.0%	16	0	16	0.0%	2
Switzerland	19	0	19	0.0%	8	0	8	0.0%	27	0	27	0.0%	4
The former Yugoslav Republic of Macedonia	0	0	0	0.0%	1	0	1	0.0%	1	0	1	0.0%	0
Tunisia	29	0	29	0.0%	1	0	1	0.0%	30	0	30	0.0%	5
Turkey	1	0	1	0.0%	2	0	2	0.0%	3	0	3	0.0%	0
Uruguay	11	0	11	0.0%	8	0	8	0.0%	19	0	19	0.0%	3
Viet Nam	3	0	3	0.0%	4	0	4	0.0%	7	0	7	0.0%	1
Yemen	11	0	11	0.0%	7	0	7	0.0%	18	0	18	0.0%	3

 Contributing 14% or more women peacekeepers  
 Contributing 0.1% or more women peacekeepers  
 Not contributing women peacekeepers